



Reshaping Police for Public Safety

CRIME DATA AND ANALYSIS (2001-2015)



**National Police Bureau
Ministry of Interior
Islamabad**



Reshaping Police for Public Safety



CRIME DATA AND ANALYSIS (2001-2015)

**National Police Bureau
Ministry of Interior Islamabad**


Compiled By:
Dr. Syed Kaleem Imam
Mian Arfan ul Haq

If Allah intends good for someone then he inflicts him with trial

Remember me and I will remember you.

(AL-Quran)

“The services are the backbone of the state.



If you want to raise the prestige and greatness of Pakistan your must not fall victim to any pressure but do your duty as servants of the people and the state, fearlessly and honestly. Your duty is only to serve the government loyally and morally but, at the same time, fearlessly, maintaining your high reputation, your prestige, your honor and the integrity of your service. If you start with that determination, you will make a great contribution to the building up of Pakistan of our conceptions and our dream-a glorious state and one of the greatest nations in the world.”

National Police Bureau

VISION

Reshaping police into a professionally competent, operationally neutral and publicly accountable service-delivery organization.

MISSION

Building standards for professional policing and acting as a national think tank on issue relating to criminal justice reforms, public safety and police information technology.

MESSAGE

The National Police Bureau is a think tank and is one of the fifteen police organizations which are striving hard through the utter dedication of their officials, to continuously add to the capacity building of law enforcement agencies.

Prevention, detection and prosecution will always remain a principal task of any law enforcing agency. Hence it is important that yearly appraisals are made of crime data to help us comprehend the changing trends in law enforcement so that we may respond accordingly.

I am so glad that the National Police Bureau's research section through sheer determination and effort have not only collected useful crime data of the last many years but have analyzed it as well, so as to provide a better understanding of the existing state of affairs.

My appreciation for the job well done, with the hope that police chiefs will make best use of this Crime Data and Analysis report, blend their functioning besides providing us their valuable input for subsequent improvement in our data compilation process.

May Allah bless us with courage to overwhelm crime bringing respite to common man's woes.



(Iqbal Mehmood) PSP

(QPM)

Director General

National Police Bureau

FOREWORD

The Research Section of the National Police Bureau under the able leadership of Director General Mr Iqbal Mehmood, toiling prudently has collected relevant crime data of reported crime for the last fifteen years.

Full marks to Mian Arfan ul Haq for doing this good job of collecting year wise reported crime data/figures. The assessment in figures and subsequent depiction in graphs and blocks has added clarity to the trend existing since 2001.

The crime statistics of 2001 to 2015 is likely be extremely useful in understanding the latest assorted pattern of criminals. The analytical study is relayed to help organization's augment their ongoing policies to counter crime and menace of terrorism.

My gratitude to DG NPB for supporting us in the endeavour and Police Chiefs for timely sharing of the data.

God bless you all!

(Dr Syed Kaleem Imam) PSP
TI, QPM, PPM, UNPM
Director (NPSC),
National Police Bureau

CONTENTS

Chapter 1	
Overview of National Police Bureau	1
Major offences/crimes	2
Executive summary	3
Chapter 2	
Comparative Analysis	5
Comparative analysis 2014-2015	6
Comparative analysis 2013-2014	7
Comparative analysis 2012-2013	8
Comparative analysis 2011-2012	9
Comparative analysis 2010-2011	10
Chapter 3	
National Crime Statistics-2015	11
National Crime Statistics (Province wise)- 2015	13
Graphical representation of National Crime Statistics (Province wise)- 2015	14
Graph- Murder cases 2015	15
Graph- Attempt to Murder cases 2015	15
Graph- Zina/Rape cases 2015	16
Graph- Gang Rape cases 2015	16
Graph- Crime against person cases 2015	17
Graph- Crime against property cases 2015	17
National Crime Statistics (Month wise)- 2015	18
Graphical representation of National Crime Statistics (Month wise)- 2015	19
Graph- Murder cases 2015	20
Graph- Attempt to Murder cases 2015	20
Graph- Zina/Rape cases 2015	21
Graph- Gang Rape cases 2015	21
Graph- Crime against person cases 2015	22
Graph- Crime against property cases 2015	22
Province/Territory wise crime statistics - 2015	23
Punjab-Crime statistics (month wise) 2015	25
Graphical representation of Punjab-Crime statistics (month wise) 2015	26
Sindh-Crime statistics (month wise) 2015	27
Graphical representation of Sindh-Crime statistics (month wise) 2015	28
KP-Crime statistics (month wise) 2015	31
Graphical representation of KP-Crime statistics (month wise) 2015	32
Baluchistan-Crime statistics (month wise) 2015	35
Graphical representation of Baluchistan -Crime statistics (month wise) 2015	36
Railways-Crime statistics (month wise) 2015	39
Graphical representation of Railways-Crime statistics (month wise) 2015	40

Islamabad-Crime statistics (month wise) 2015	43
Graphical representation of Islamabad-Crime statistics (month wise) 2015	44
Gilgit Baltistan-Crime statistics (month wise) 2015	47
Graphical representation of G.B.-Crime statistics (month wise) 2015	48
AJ&K-Crime statistics (month wise) 2015	51
Graphical representation of AJ&K-Crime statistics (month wise) 2015	52
National Crime Statistics- 2014	55
National Crime Statistics (Province wise)- 2014	57
Graphical representation of National Crime Statistics (Province wise)- 2014	58
Graph- Murder cases 2014	59
Graph- Attempt to Murder cases 2014	59
Graph- Zina/Rape cases 2014	60
Graph- Gang Rape cases 2014	60
Graph- Crime against person cases 2014	61
Graph- Crime against property cases 2014	61
National Crime Statistics (Month wise)- 2014	62
Graphical representation of National Crime Statistics (Month wise)- 2014	63
Graph- Murder cases 2014	64
Graph- Attempt to Murder cases 2014	64
Graph- Zina/Rape cases 2014	65
Graph- Gang Rape cases 2014	65
Graph- Crime against person cases 2014	66
Graph- Crime against property cases 2014	66
Province/Territory wise crime statistics - 2014	67
Punjab-Crime statistics (month wise) 2014	69
Graphical representation of Punjab-Crime statistics (month wise) 2014	70
Sindh-Crime statistics (month wise) 2014	73
Graphical representation of Sindh-Crime statistics (month wise) 2014	74
KP-Crime statistics (month wise) 2014	77
Graphical representation of KP-Crime statistics (month wise) 2014	78
Baluchistan-Crime statistics (month wise) 2014	81
Graphical representation of Baluchistan -Crime statistics (month wise) 2014	82
Railways-Crime statistics (month wise) 2014	85
Graphical representation of Railways-Crime statistics (month wise) 2014	86
Islamabad-Crime statistics (month wise) 2014	89
Graphical representation of Islamabad-Crime statistics (month wise) 2014	90
Gilgit Baltistan-Crime statistics (month wise) 2014	93
Graphical representation of G.B.-Crime statistics (month wise) 2014	94
AJ&K-Crime statistics (month wise) 2014	97
Graphical representation of AJ&K-Crime statistics (month wise) 2014	98

Chapter 4

Recap- National Crime Statistics 2008-2013	101
National Crime Statistics (province wise) 2013	103
Graphical representation of National Crime Statistics (province wise) 2013	104
National Crime Statistics (province wise) 2012	107
Graphical representation of National Crime Statistics (province wise) 2012	108
National Crime Statistics (province wise) 2011	111
Graphical representation of National Crime Statistics (province wise) 2011	112
National Crime Statistics (province wise) 2010	115
Graphical representation of National Crime Statistics (province wise) 2010	116
National Crime Statistics (province wise) 2009	119
Graphical representation of National Crime Statistics (province wise) 2009	120
National Crime Statistics (province wise) 2008	123
Graphical representation of National Crime Statistics (province wise) 2008	124
Recap- National Crime Statistics 2001-2007	127
National Crime Statistics (yeas wise) 2001-2007	129
Graphical representation of National Crime Statistics (yeas wise) 2001-2007	130
Graphical representation of National Crime Statistics (yeas wise) 2001-2015	131

Data source	132
Data flow diagram	133
Remarks	134
Disclaimer	135

OVERVIEW OF NATIONAL POLICE BUREAU

In the aftermath of the Police Reforms, the Bureau of Police Research and Development BPRD was renamed the National Police Bureau (hereinafter referred to as 'NPB' or the 'Bureau') on 16th November, 2001. It was established as a statutory body, under Article-162 of Police Order 2002 and was mandated to perform research and development functions related to law enforcement in Pakistan.

The NPB's vision is *“Reshaping the police into a professionally competent, operationally neutral and publicly accountable service-delivery organization”* and its mission is to strive towards *“Building standards for professional policing, and acting as a national think tank on issues relating to criminal justice reform, public safety and police information technology”*.

The NPB is now the premier institution for steering police reform efforts in the country. It has the legal responsibility to act as the Secretariat of the National Public Safety commission, the highest body meant for accountability of police through society's representation.

It is the secretariat of the National Police Management Board, a body comprising of senior police leadership, which provides guidance in professional and organizational matters. From this perspective the NPB can be viewed as a think tank for ideas on police and prison reforms and to act as the focal point for these reforms and coordination.

In its capacity as a think tank the NPB is mandated to act on most criminal justice related matters and to be the generator of policy initiatives on police reforms. The NPB also acts as a repository of knowledge about police professional standards and helps the Ministry of Interior improve the quality of policing in Pakistan and in making evidence-based decisions.

NPB routinely conducts seminars, workshops and conferences to achieve its goals. Recently held capacity building initiatives include: Retired Inspectors General of Police's Conference, Media and Police Executives Workshop, National Police Executive Seminar, conducted training on “Gender Based Violence Advocacy and Capacity Building”.

These initiatives increase the knowledge of participants about security related institutions and processes so as to reshape the national policies of Pakistan in the future.

MAJOR OFFENCES/CRIMES

The following criminal headings have been covered under this publication:

- Murder
- Attempt to Murder
- Hurt
- Rioting
- Assault on Public Servant
- Zina
- Kidnapping/Abduction
- Kidnapping for ransom
- Highway Dacoity
- Bank Dacoity
- Petrol Pump Dacoity
- Other Dacoities
- Highway Robbery
- Bank Robbery
- Petrol Pump Robbery
- Other Robberies
- Burglary
- Cattle Theft
- Motor Vehicle Theft
- Other Theft
- Traffic Accidents

EXECUTIVE SUMMARY

The research section of the NPB has collected statistics from eight police organizations, and has analysed the accumulated data under different crime heads for the years 2001 to 2015.

In 2015, a total of **6,33,600** cases were registered under different criminal heads:

- 3,83,055 in Punjab;
- 72,630 in Sindh;
- 1,52,401 in Khyber Pakhtunkhwa;
- 8,911 in Balochistan;
- 7,782 in Islamabad;
- 1,491 in Gilgit-Baltistan;
- 5,764 in AJ&K; and
- 1,566 were registered by the Railways Police.

Under the head of crime against person:

- Punjab registered 44,010 cases;
- Sindh registered 16,471 cases;
- Khyber Pakhtunkhwa registered 10,212 cases;
- Balochistan registered 2354 cases;
- Islamabad registered 1,042 cases;
- Railways Police registered 31 cases; and
- Gilgit-Baltistan registered 421 cases.

While under crime against property:

- Punjab registered 77,471 cases;
- Sindh registered 13,795 cases;
- Khyber Pakhtunkhwa registered 3,531 cases;
- Balochistan registered 1,591 cases;
- Islamabad registered 1,812 cases;
- Railways Police registered 271 cases;
- Gilgit-Baltistan registered 208 cases; and
- AJ&K 519 cases were registered.

Comparative analysis reveals that crime against person in Punjab, Sindh, KP, Balochistan, G-B is higher (in figures) than crime against property. While Islamabad and Railways police have registered more crimes against property than person.

A comparison between the previous two years i.e. 2014 & 2015, shows a trend of decreased heinous crimes, such as murder cases, that have decreased by 28.5%; Attempt to murder decreased by 21.8%; Hurt decreased by 13.1%; Rioting decreased by 11.9%; Assault on Public Servants decreased by (13.9%); Gang Rape (17.3%) and kidnapping for ransom has also decreased by (43.6%).

Overall Crime against Person has shown a decrease by 14.3% and Crime against Property by 13.6%. On the other hand registration under local & special laws has shown an increase of 10.6% in eight police organizations reviewed.

In total:

- 6,33,600 cases in 2015,
- 6,27,116 cases in 2014,
- 6,34,404 cases in 2013,
- 6,45,647 cases in 2012,
- 6,73,750 cases in 2011; and
- 6,42,762 cases in 2010 were registered in the country.

As can be seen above, a yearly comparison of the last fifteen years reveals that the highest number of cases registered were 2011.

Comparative analysis of data from the previous five years

- 1. 2014 – 2015**
- 2. 2013 – 2014**
- 3. 2012 – 2013**
- 4. 2011 – 2012**
- 5. 2010 – 2011**

The following pages contain data from the previous 5 years. This data comprises of crime statistics gathered from all across Pakistan. This data has then been analyzed to provide a perspective of the changing trends and dynamics in crime in Pakistan.

All efforts have been made to ensure the accuracy of the data, however given the vast extent of this undertaking, error if any may be condoned.

COMPARATIVE ANALYSIS: 2014 – 2015

Police registered 633,600 cases nationally during the year (January to December 2015) as compared to 627,127 cases in the corresponding year of 2014 thereby showing upward trend of 6,473 (1.0%) cases. Recorded Crime against person, Crime against property showed downward trend and while traffic accident showed upward trend during the year under review.

CRIME AGAINST PERSON

Crime against Person showed decrease of 12,698 (14.3%) cases in the country during year 2015 against the corresponding year of 2014.

- **Murder** decreased by 3,790 (28.5%) cases.
- **Attempt to Murder** witnessed decreased of 3,163 (21.8%) cases.
- **Rioting** registration decrease to 446 (11.9%) cases in the country.
- **Assault on public servant** showed decrease of 1,143 (13.9%) cases in country.
- **Zina** showed upward trend by 75 (2.3%) cases.
- **Gang Rape** decreased by 57 (17.3%) cases.
- **Kidnapping/Abduction** decreased by 768 (4.1%) cases.
- **Kidnapping for ransom** decreased by 179 (43.6%) cases.

CRIME AGAINST PROPERTY

Crime against Property indicated decrease of 15,565 (13.6%) cases in the country during year 2015 against the corresponding year of 2014.

- **Dacoity** downward trend by 80 (31.25%) cases.
- **Robbery** downward trend by 278 (20.96%) cases.
- **Burglary** indicated downward trend by 1,414 (8.2%) cases.
- **Cattle Theft** decreased by 957 (12.8%) cases.
- **Other Theft** showed a decreased of 2,888 (8.2%) cases.
- **Motor Vehicle Theft/Snatching** decreased by 6,176 (18.6%) cases in the country during year 2015 against the corresponding year of 2014.

TRAFFIC ACCIDENTS

Traffic Accidents are shown increased by 1,153 (12.0%) cases.

- **Fatal Accidents** increased by 552 (14.0%) accidents.
- **Non Fatal Accidents** increased by 601 (10.6%) accidents.

LOCAL & SPECIAL LAWS

Local & Special laws showed increased by 24,817 (10.6%) cases.

COMPARATIVE ANALYSIS: 2013 – 2014

Police registered 627116 cases nationally during the year (January to December 2014) as compared to 634474 cases in the corresponding year of 2013 thereby showing downward trend of 7358 (1.2%) cases. Recorded Crime against person, Crime against property and traffic accident showed downward trend during the year.

CRIME AGAINST PERSON

Crime against Person showed decrease of 77 (0.1%) cases in the country during the year 2014 against the corresponding year of 2013.

- **Murder** decreased by 651 (4.7%) cases.
- **Attempt to Murder** witnessed decreased by 149 (1.0%) cases.
- **Rioting** registered cases decrease by 391 (9.5%) cases.
- **Assault on public servant** showed an increase of 1956 (31.2%) cases.
- **Zina** upward trend by 121 (3.8%) cases.
- **Gang Rape** increased by 72 (28.0%) cases.
- **Kidnapping/Abduction** decreased by 392 (2.1%) cases.
- **Kidnapping for ransom** decreased by 48 (10.5%) cases.
- **KaroKari** decreased by (-30) cases in the country including (-15) cases in Punjab, (-44) cases in Sindh, (+12) cases in KPK, (+12) cases in Balochistan and (+5) cases in G.B.

CRIME AGAINST PROPERTY

Crime against Property indicated decrease of 3149 (2.7%) cases in the country during the year of 2014 against the corresponding year of 2013.

- **Dacoity** downward trend by 537 (13.2%) cases.
- **Robbery** upward trend by 744 (4.28%) cases.
- **Burglary** indicated upward trend by 97 (0.6%) cases.
- **Cattle Theft** decreased by 284 (3.7%) cases.
- **Other Theft** showed a decreased by 2463 (6.5%) cases.
- **Motor Vehicle Theft/Snatching** decreased by 1500 (5.8%) cases in the country during year 2014 against the corresponding year of 2013.
- **Motor Cycle Theft/Snatching** showed an increase of 1193 (2.9%) cases in the country during the year 2014 against the year of 2013.

TRAFFIC ACCIDENTS

Traffic Accidents show decreased by 2 (0.01%) cases.

- **Fatal Accidents** decreased by 10 (0.3%) accidents.
- **Non Fatal Accidents** increased by 8 (0.1%) accidents.

COMPARATIVE ANALYSIS: 2012 – 2013

Police registered 634404 cases nationally during the year (January to December 2013) as compared to 645644 cases in the corresponding year of 2012 thereby showing downward trend of 11240 (1.7%) cases. Recorded Crime against person, Crime against property and traffic accident showed downward trend during year

CRIME AGAINST PERSON

Crime against Person showed decrease of 2077 (2.3%) cases in the country during year 2013 against the corresponding year of 2012.

- **Murder** increased by 91 (0.7%) cases.
- **Attempt to Murder** witnessed decreased by 690 (4.5%) cases.
- **Rioting** registered decrease by 451 (9.8%) cases.
- **Assault on public servant** showed decrease by 157 (2.4%) cases.
- **Zina** fall of 9 (0.3%) cases.
- **Gang Rape** decreased by 36 (12.3%) cases.
- **Kidnapping/Abduction** decreased by 1102 (5.5%) cases.
- **Kidnapping for ransom** increased by 43 (10.3%) cases.
- **Karo Kari** decreased by (-29) cases in the country including (-12) cases in Punjab, (-34) cases in Sindh, (+20) cases in KPK, (-3) cases in Balochistan, (+2) cases in G.B.

CRIME AGAINST PROPERTY

Crime against Property indicated decrease of 5443 (4.4%) cases in the country during year 2013 against the corresponding year of 2012.

- **Dacoity** downward trend by 204 (4.79%) cases.
- **Robbery** upward trend by 282 (16.50%) cases.
- **Burglary** indicated downward trend by 585 (3.3%) cases.
- **Cattle Theft** decreased by 1303 (14.4%) cases.
- **Other Theft** showed a decreased of 2351 (5.9%) cases.
- **Motor Vehicle Theft/Snatching** decreased by 1202 (4.2%) cases during year 2013 against the corresponding year of 2012.
- **Motor Cycle Theft/Snatching** showed an increase of 85 (0.2%) cases in the country during the year 2013 against the year of 2012.

TRAFFIC ACCIDENTS

Traffic Accidents are shown decreased by 191 (1.9%) cases.

- **Fatal Accidents** decreased by 218 (5.2%) accidents.
- **Non Fatal Accidents** increased by 27 (0.5%) accidents.

COMPARATIVE ANALYSIS: 2011 – 2012

Police registered 645647 cases nationally during the year (January to December 2012) as compared to 673459 cases in the corresponding year of 2011 thereby showing downward trend of 27812 (4.12%) cases. Recorded Crime against person, Crime against property and traffic accident showed downward trend during the year under review.

CRIME AGAINST PERSON

Crime against Person showed decrease of 3701 (3.9%) cases in the country during the year 2012 against the corresponding year of 2011.

- **Murder** increased by 20 (0.14%) cases.
- **Attempt to Murder** witnessed decreased by 180 (1.1%) cases.
- **Rioting** registered decrease by 145 (3.0%) cases.
- **Assault on public servant** showed decrease of 121 (1.8%) cases.
- **Zina** downward trend by 80 (2.4%) cases.
- **Gang Rape** increased by 32 (12.2%) cases.
- **Kidnapping/Abduction** increased by 654 (3.3%) cases.
- **Kidnapping for ransom** decreased by 91 (17.9%) cases.

CRIME AGAINST PROPERTY

Crime against Property indicated decrease by 9941 (7.4%) cases during year 2012 against the corresponding year of 2011.

- **Dacoity** downward trend by 700 (14.12%) cases.
- **Robbery** downward trend by 2557 (13.02%) cases.
- **Burglary** indicated downward trend by 729 (3.9%) cases.
- **Cattle Theft** decreased by 264 (2.8%) cases.
- **Other Theft** showed a decreased of 2888 (8.2%) cases.
- **Motor Vehicle Theft/Snatching** decreased by 2598 (6.9%) cases in the country during year 2012 against the corresponding year of 2011.

TRAFFIC ACCIDENTS

Traffic Accidents are shown decreased by 407 (3.9%) cases.

- **Fatal Accidents** decreased by 232 (5.2%) accidents.
- **Non Fatal Accidents** decreased by 175 (3.0%) accidents.

LOCAL & SPECIAL LAWS

Local & Special laws show decreased by 8715 (3.3%) cases.

COMPARATIVE ANALYSIS: 2010 – 2011

Police registered 673750 cases nationally during the year of 2011 as compared to 648681 cases in the corresponding year of 2010 thereby showing an increase of 25069 (3.9%) cases on recorded crime. Details of comparative crime data for 2011 with the corresponding of 2010 are as under.

CRIME AGAINST PERSON

Crime against Person showed increase of 2389 (2.6%) cases during 2011 against the corresponding year of 2010.

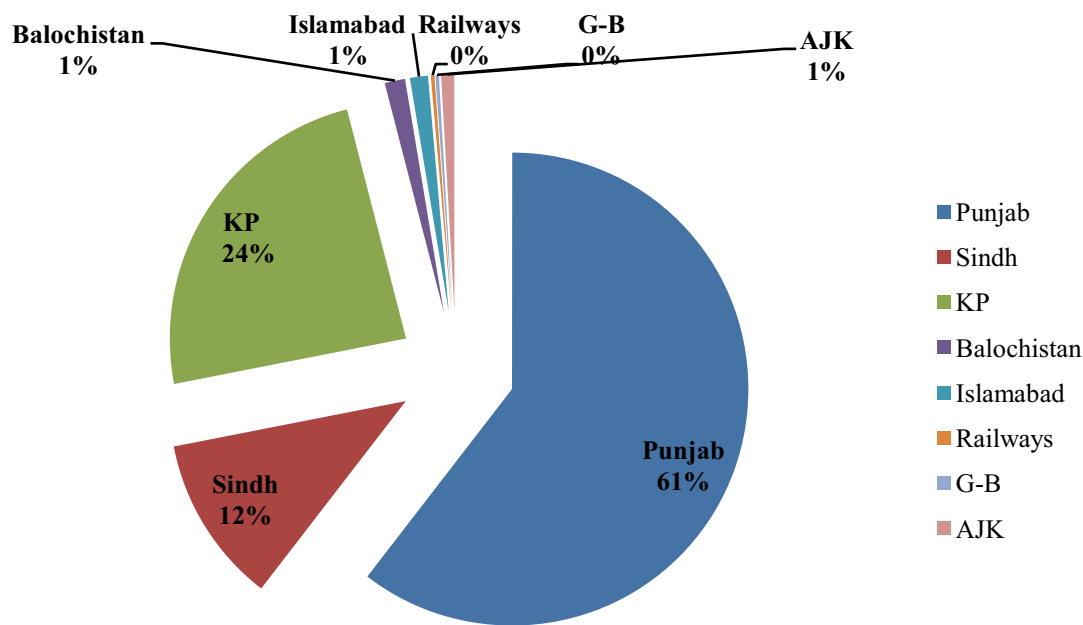
- **Murder** increased by 652 (5.0%) cases in the country as compare to 2010
- **Attempt to Murder** witnessed increase of 18 (0.1%) cases in the country
- **Hurt** registered increase 156 of (0.53%) case
- **Rioting** registered decrease by 458 (-8.9%) cases.
- **Assault on public servant** shown increase by 544 (10.0%) cases.
- **Zina** registered increased cases by 24 (0.74%) cases.
- **Gang Rape** decreased cases by 54 (16.99%) all over the country.
- **Kidnapping/Abduction** increased by 1483 (8.0%) cases
- **Kidnapping for ransom** decreased by 10 (2.0%) cases
- **Suicide** decreased by 21 (11.47%) Case.
- **Attempt to suicide** increased by 55 (10%) as compare to 2010
- **Crime against Property** increased 5663 (4.36%) cases in the country
- **Highway Dacoity** decreased by 21 (12.88%)
- **Bank Dacoity** upward trend shows by 9 (28.2%) as compare to 2010
- **Petrol Pump Dacoity** decreased by 11 (26.2%) case
- **Other Dacoity** also increased by 311 (7%) cases
- **Highway Robbery** increased by 13 (40%) as compare to 2010
- **Bank Robbery** increased by 13 (40%) case
- **Petrol Pump Robbery** decreased by 46 (57.5%)
- **Other Robbery** decreased by 1447 (6.74%) cases
- **Burglary** in creased by 1435 (8.62%) cases
- **Cattle Theft** increased by 972 (11.6%) in cases
- **M.V.Teft/Snatching** decreased by 30 (0.07%) cases
- **Other Theft** increased by 4348 (11.47%) cases

Reported Crime Statistics 2015

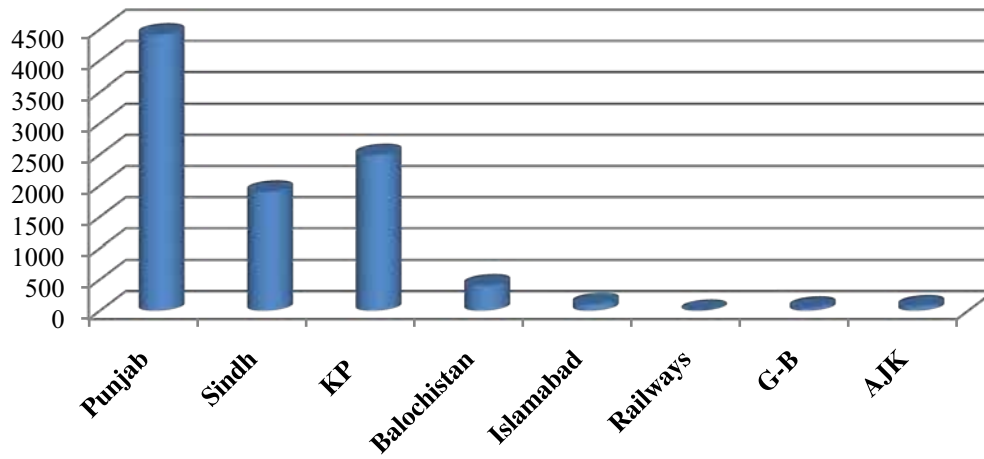
National Crime Statistics (Province Wise)-2015

offence	Punjab	Sindh	KP	Baluchistan	Islamabad	Railways	G-B	AJK	Total
Crime Against Person	44010	16471	10212	2354	1042	31	421	1528	76069
Murder	4422	1907	2496	412	116	3	54	76	9486
Attempt to Murder	5234	2280	3008	356	131	7	98	222	11336
Hurt	15777	2103	2329	896	373	4	81	341	21904
Rioting	32	2522	11	215	21	1	69	420	3291
Assault on Public Servant	1895	4302	414	185	79	14	62	124	7075
Zina	2703	271	132	23	177	1	2	51	3360
Gang Rape	213	30	3	0	26	0	0	0	272
Kidnapping/Abduction	13315	2871	1116	227	89	1	34	279	17932
Kidnapping for Ransom	63	92	49	19	8	0	1	0	232
Suicide	13	58	44	0	0	0	13	0	128
Attempt to Suicide	343	35	610	21	22	0	7	15	1053
Crime Against Property	77471	13795	3531	1591	1812	271	208	519	99198
Highway Dacoity	53	26	1	9	0	0	3	1	93
Bank Dacoity	4	4	1	1	1	0	0	0	11
Petrol Pump Dacoity	19	8	0	1	0	0	0	0	28
Other Dacoity	1242	820	48	55	25	1	4	2	2197
Highway Robbery	152	32	3	6	0	0	2	1	196
Bank Robbery	12	7	1	2	1	0	0	0	23
Pet. Pump Robbery	100	11	0	1	0	0	0	0	112
Other Robbery	11607	2545	230	177	208	1	14	51	14833
Burglary	12762	1323	878	162	330	0	56	225	15736
Cattle Theft	5837	437	97	53	21	0	22	35	6502
M.V. Theft/Snatching	18231	5967	1094	876	714	3	47	135	27067
Other Theft	27452	2615	1178	248	512	266	60	69	32400
Traffic Accidents	4821	911	3830	319	259	97	150	406	10793
Fatal Accidents	2468	611	985	155	132	1	35	120	4507
Non Fatal Accidents	2353	300	2845	164	127	96	115	286	6286
Miscellaneous	121286	19372	39837	1526	2899	136	376	2029	187461
Total PPC Crime	247588	50549	57711	5790	6012	535	1155	4482	373822
Local & Special Laws	135467	22081	94690	3121	1770	1031	336	1282	259778
Arms Act	40005	10246	21327	974	942	25	229	242	73990
Prohibition Order	51589	7781	32432	1178	600	94	100	692	94466
Other Local & Special Laws	43873	4054	40931	969	228	912	7	348	91322
Total Recorded Crime	383055	72630	152401	8911	7782	1566	1491	5764	633600

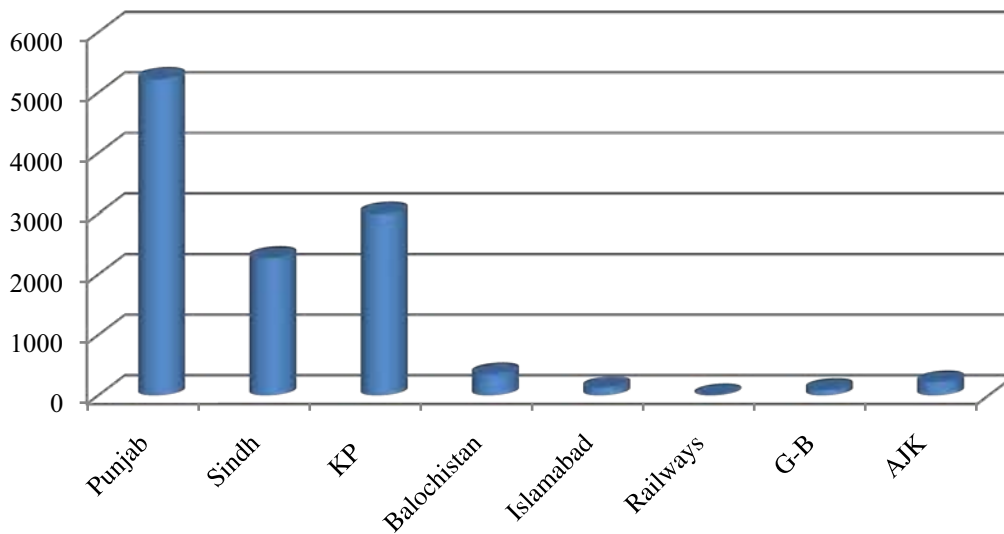
**Graphical Representation of National Crime Statistics
(Province/territory wise)-2015**



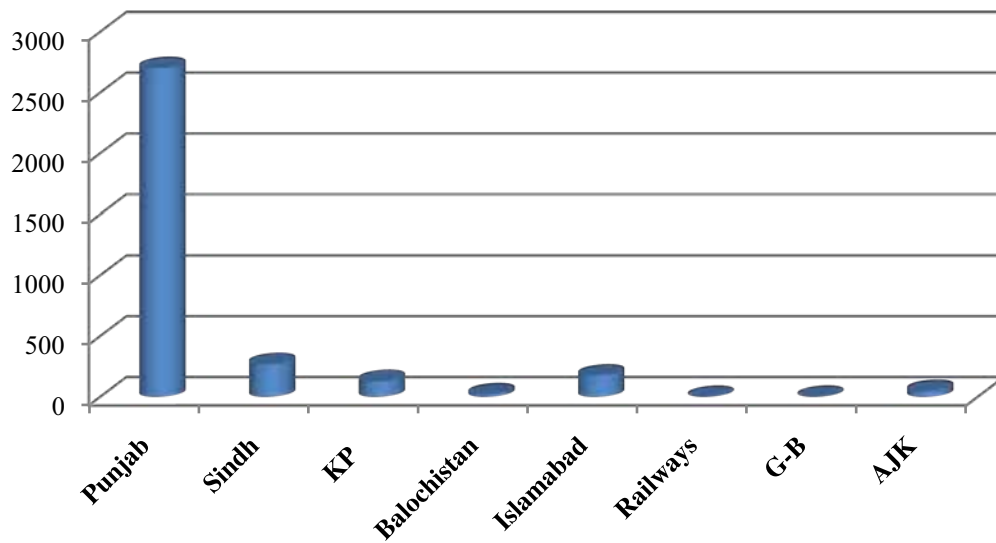
Murder Cases- 2015



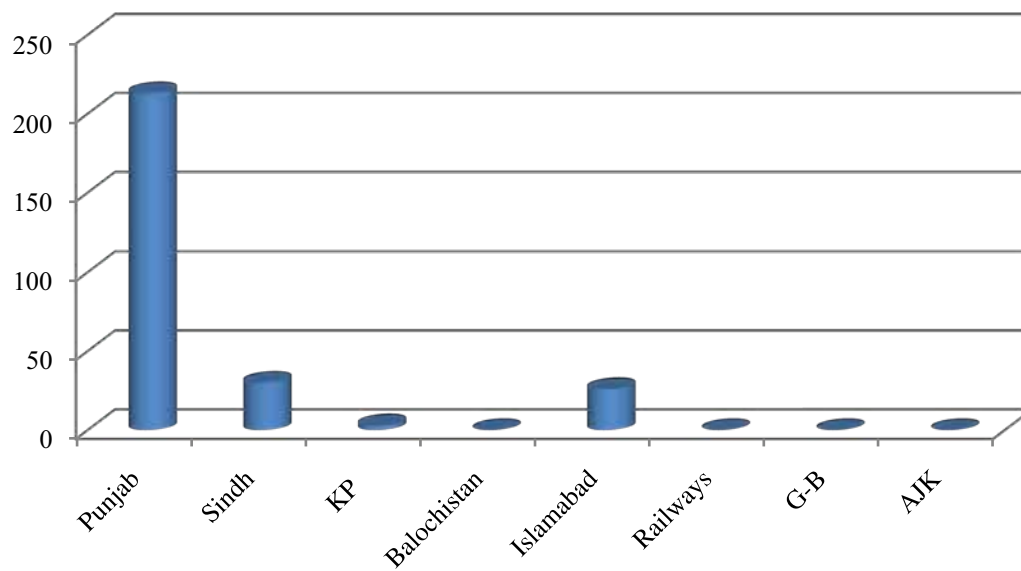
Atmp. to Murder Cases-2015



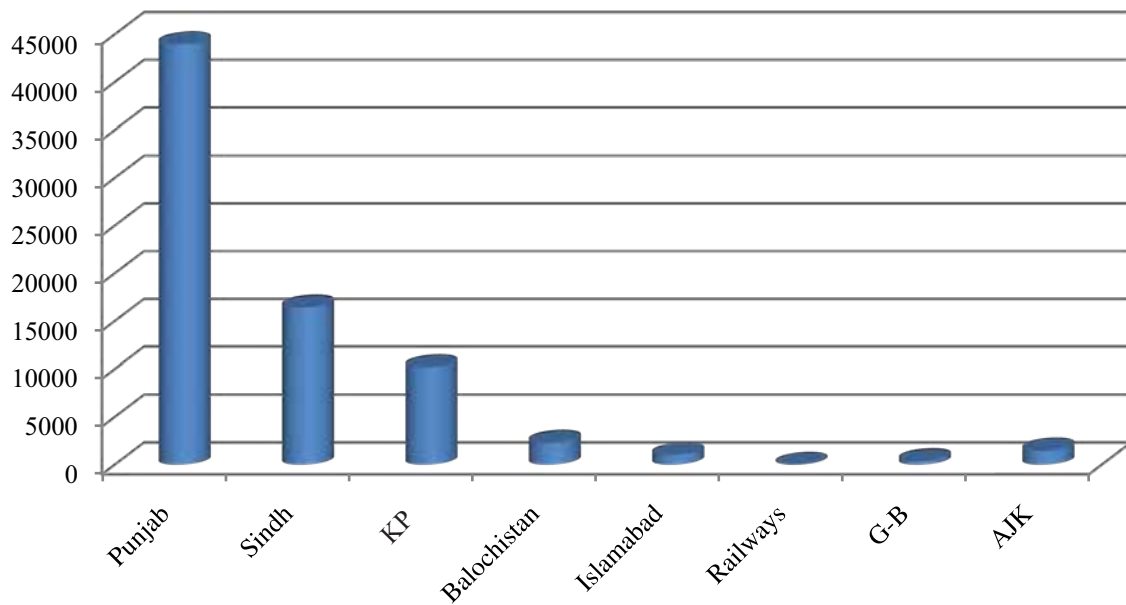
Zina/Rape cases-2015



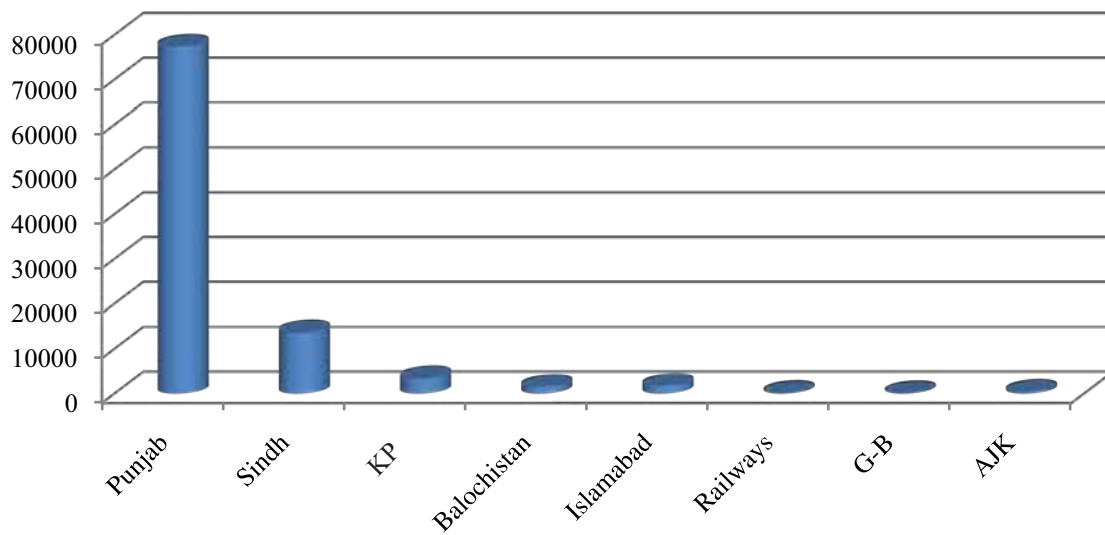
Gang Rape cases -2015



“Crime Against Person”cases-2015



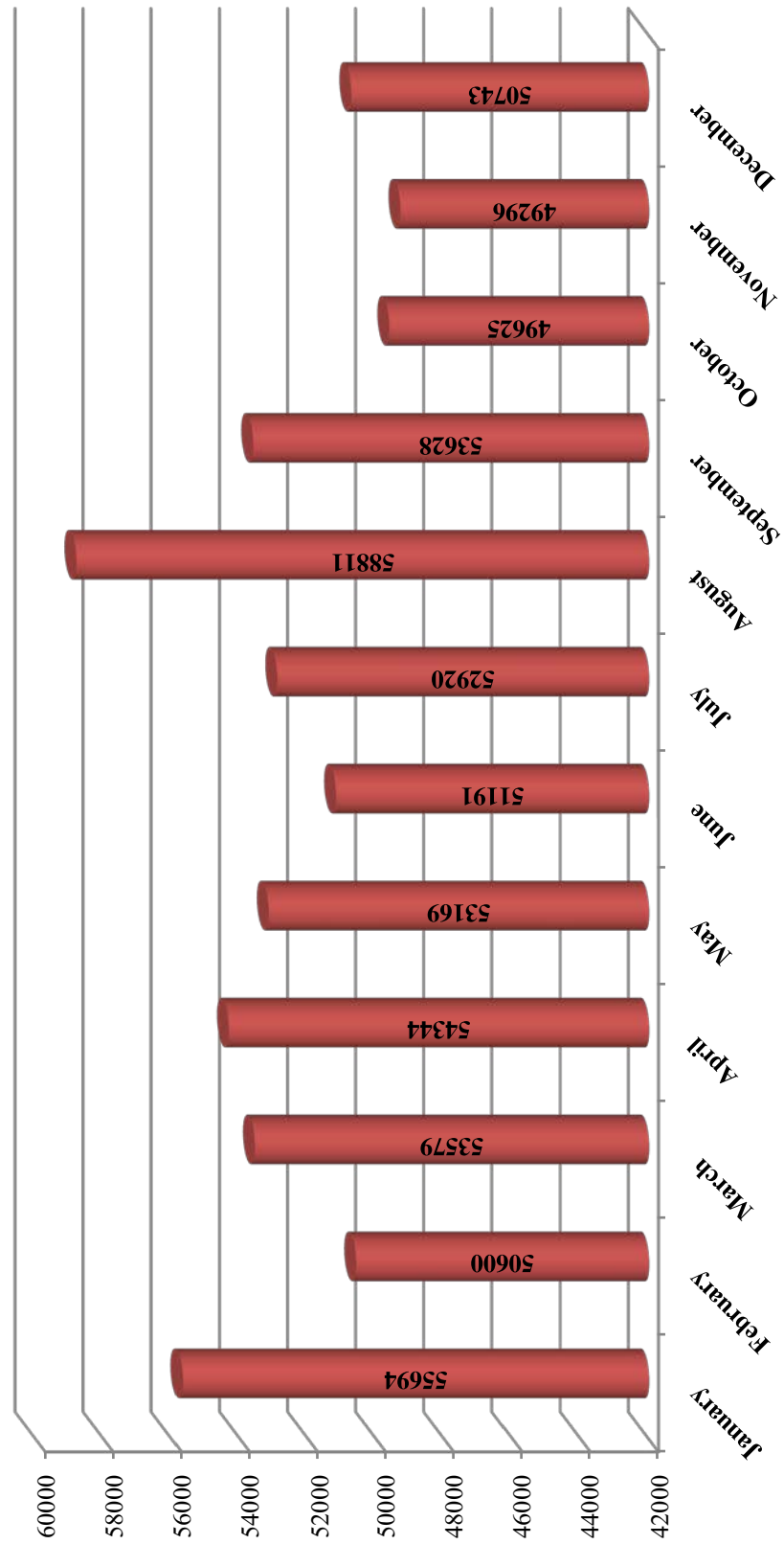
“Crime Against Property” cases -2015



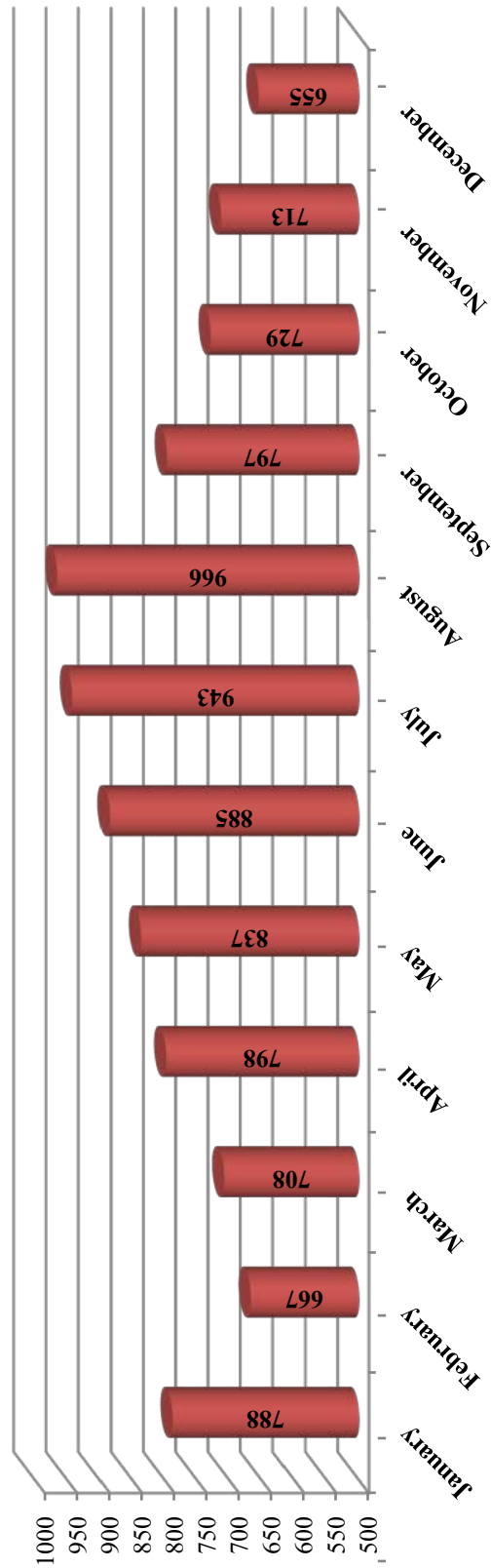
National Crime Statistics (Month Wise)-2015

Offence	January	February	March	April	May	June	July	August	September	October	November	December	Total
Crime Against Person	5320	5278	5774	6457	7481	7255	7555	7624	6435	6085	5614	5191	76069
Murder	788	667	708	798	837	885	943	966	797	729	713	655	9486
Attempt to Murder	803	774	868	930	1116	1151	1240	1035	957	849	848	765	11336
Hurt	1278	1346	1525	1786	2231	2179	2345	2292	1827	1879	1692	1524	21904
Rioting	182	204	231	285	351	401	407	332	239	257	200	202	3291
Assault on Public	599	571	654	657	734	631	648	609	596	466	469	441	7075
Zina	205	229	243	316	299	288	318	383	340	288	235	216	3360
Gang Rape	10	24	24	30	27	19	21	31	27	16	31	12	272
Kidnapping/Abduction	1347	1350	1390	1522	1743	1603	1513	1827	1527	1491	1330	1289	17932
Kidnapping for Ransom	22	24	20	19	21	14	22	27	24	13	17	9	232
Suicide	0	7	8	11	27	11	12	12	16	11	5	8	128
Attempt to Suicide	86	82	103	103	95	73	86	110	85	86	74	70	1053
Crime Against Property	9137	8684	8565	8391	8615	8096	8164	8834	8376	7313	7516	7507	99198
Highway Dacoity	12	13	9	6	8	7	7	6	5	4	6	10	93
Bank Dacoity	0	0	0	1	1	1	1	1	4	0	1	1	11
Petrol Pump Dacoity	0	3	4	2	1	0	8	3	0	2	3	2	28
Other Dacoity	259	180	192	178	209	210	161	173	155	140	177	163	2197
Highway Robbery	14	13	17	16	10	14	25	21	22	15	17	12	196
Bank Robbery	3	2	4	5	2	1	0	2	2	0	1	1	23
Pet. Pump Robbery	5	8	8	7	15	10	23	7	2	12	14	1	112
Other Robbery	1417	1282	1394	1330	1400	1151	1218	1235	1236	997	1139	1034	14833
Burglary	1547	1311	1364	1277	1237	1261	1377	1434	1337	1169	1125	1297	15736
Cattle Theft	648	621	602	518	516	513	476	700	606	421	420	461	6502
M.V. Theft/Snatching	2347	2660	2230	2233	2287	2231	2269	2294	2294	2065	2172	1985	27067
Other Theft	2885	2591	2741	2818	2929	2697	2599	2958	2713	2488	2441	2540	32400
Traffic Accidents	704	678	807	918	929	923	985	970	996	997	981	905	10793
Fatal Accidents	302	267	362	389	385	381	391	387	374	432	418	419	4507
Non Fatal Accidents	402	411	445	529	544	542	594	583	622	565	563	486	6286
Miscellaneous	18188	14184	13718	16040	15533	15461	14764	17095	16483	16972	14610	14413	187461
Total PPC Crime	33349	28824	29165	31806	32558	31735	31468	34523	32290	31367	28721	28016	373822
Local & Special Laws	22345	21776	24414	22538	20611	19456	21452	24288	21338	18258	20575	22727	259778
Arms Act	7151	6082	6266	6762	6216	5550	6187	6771	6362	5655	5489	5499	73990
Prohibition Order	8573	8229	9337	9002	8062	7011	7558	8880	7945	5967	6635	7267	94466
Other Local & Special	6621	7465	8811	6774	6333	6895	7707	8637	7031	6636	8451	9961	91322
Total Recorded	55694	50600	53579	54344	53169	51191	52920	58811	53628	49625	49296	50743	633600

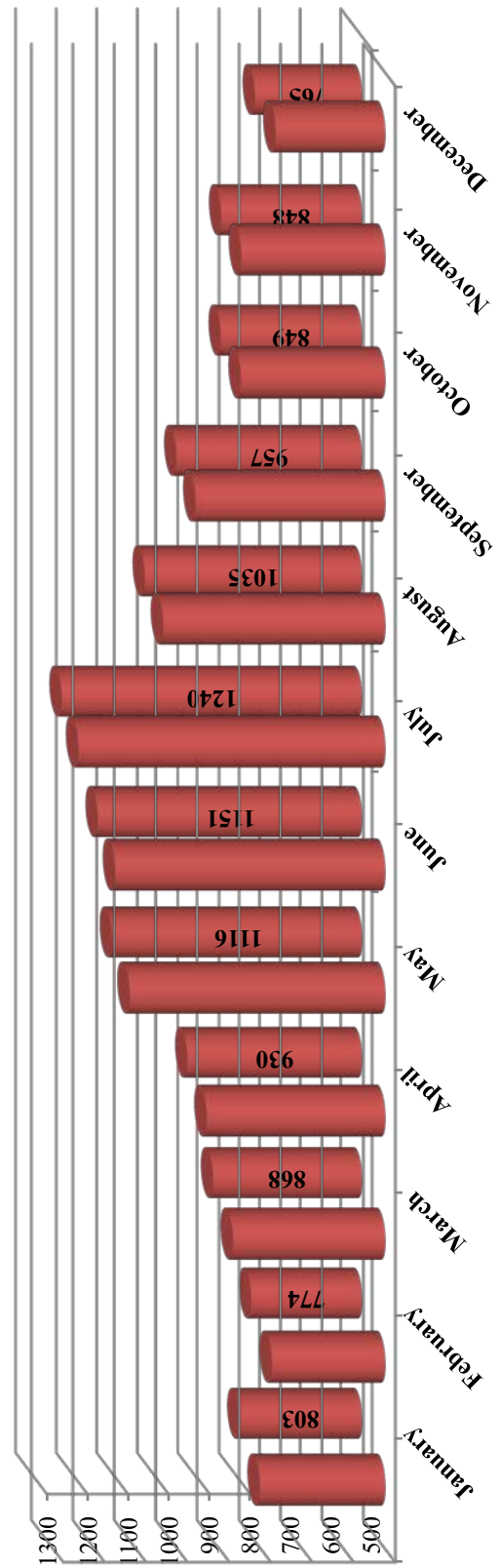
Graphical Representation of National Crime Statistics (Month wise) -2015



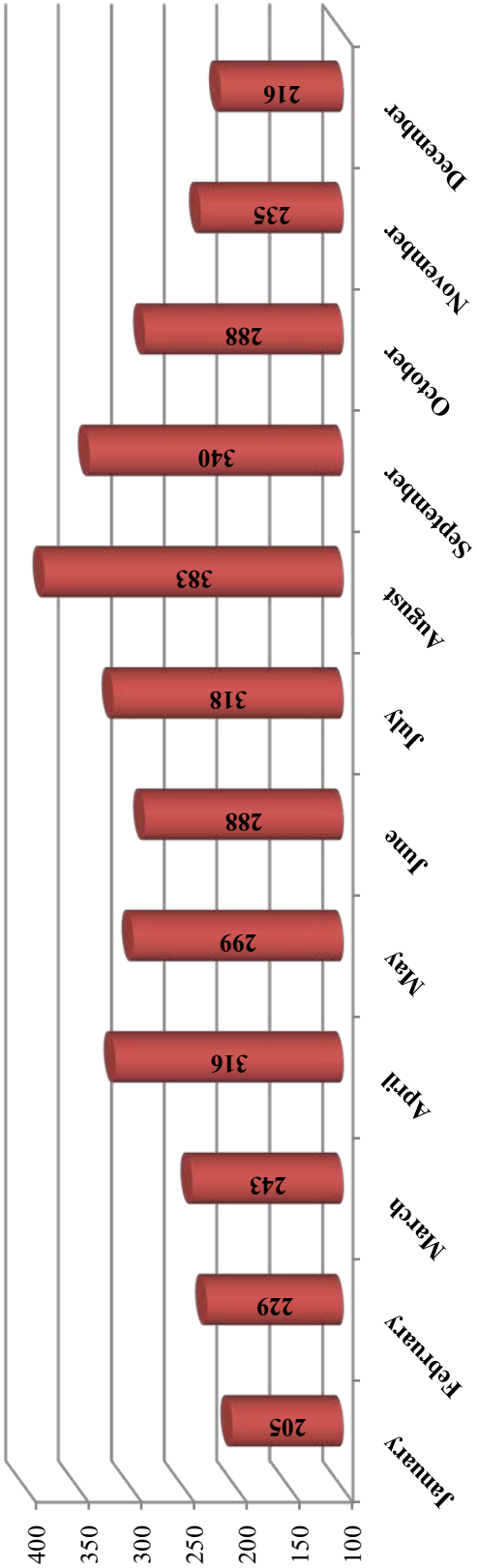
Murder cases-2015



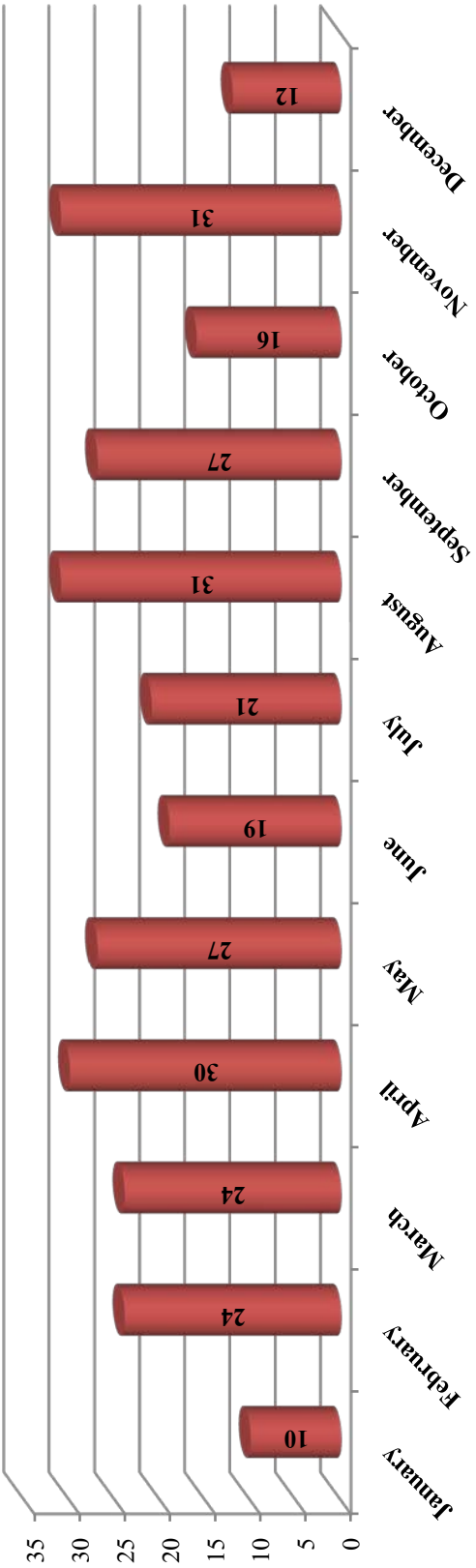
Attempt to Murder cases -2015



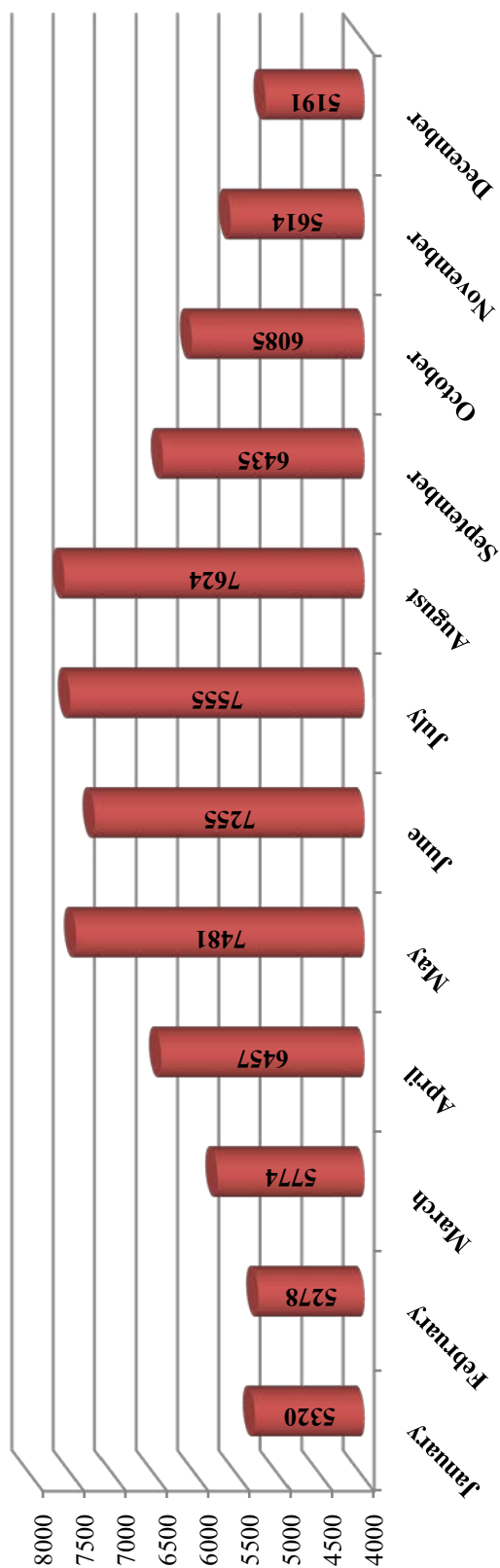
Zina/Rape cases -2015



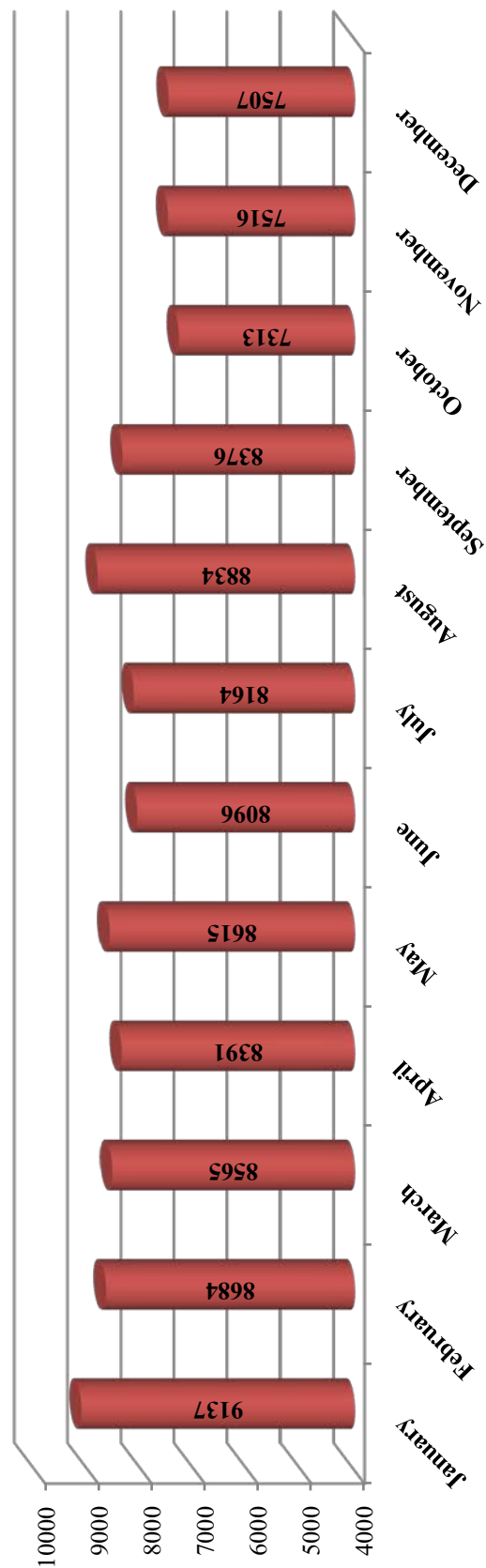
Gang Rape cases-2015



“Crime against Person” cases-2015



“Crime against Property” cases -2015

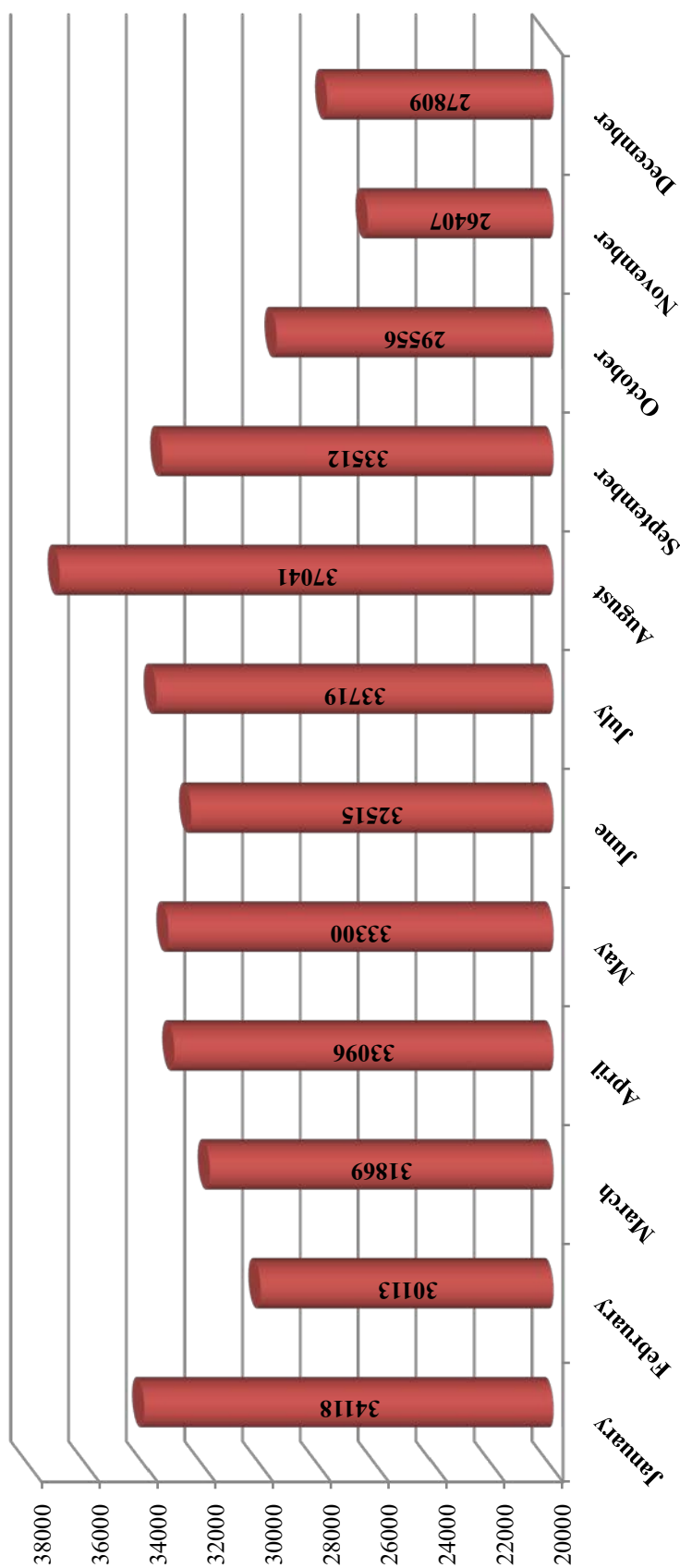


**Province/Territory wise
Reported Crime Statistics
2015**

PUNJAB- Crime Statistics (Month Wise)-2015

offence	January	February	March	April	May	Jun	July	August	September	October	November	December	Total
Crime Against Person	2912	2978	3237	3764	4468	4136	4339	4444	3751	3527	3339	3115	44010
Murder	348	314	361	401	414	391	404	435	357	340	344	313	4422
Attempt to Murder	379	357	387	438	534	491	560	475	442	373	429	369	5234
Hurt	863	950	1050	1295	1694	1633	1738	1641	1330	1281	1185	1117	15777
Rioting	2	2	0	3	2	2	5	0	2	7	5	2	32
Assault on Public Servant	144	141	128	161	189	152	177	163	190	157	153	140	1895
Zina	163	179	196	253	237	242	256	307	270	240	188	172	2703
Gang Rape	9	13	24	22	19	11	18	28	23	13	23	10	213
Kidnapping/Abduction	978	986	1049	1144	1329	1181	1144	1358	1105	1084	987	970	13315
Kidnapping for Ransom	5	9	5	6	8	4	6	4	8	3	4	1	63
Suicide	0	2	1	0	1	0	4	2	1	0	1	1	13
Attempt to Suicide	21	25	36	41	41	29	27	31	23	29	20	20	343
Crime Against Property	7128	6778	6670	6667	6677	6272	6320	6776	6539	5677	5975	5992	77471
Highway Dacoity	6	8	6	3	5	4	2	4	3	2	2	8	53
Bank Dacoity	0	0	0	0	1	0	1	0	1	0	0	1	4
Petrol Pump Dacoity	0	3	2	2	1	0	5	2	0	1	2	1	19
Other Dacoity	150	115	112	98	93	108	86	108	77	87	106	102	1242
Highway Robbery	7	6	13	14	8	8	24	18	20	10	15	9	152
Bank Robbery	3	0	2	2	1	1	0	1	1	0	1	0	12
Pet. Pump Robbery	3	7	7	6	13	10	20	7	0	12	14	1	100
Other Robbery	1079	973	1099	1060	1082	910	938	934	961	783	944	844	11607
Burglary	1298	1091	1124	1042	1001	1011	1107	1132	1089	929	905	1033	12762
Cattle Theft	592	564	537	482	464	459	425	622	544	364	373	411	5837
M.V. Theft/Snatching	1507	1858	1450	1532	1496	1465	1562	1480	1568	1382	1528	1403	18231
Other Theft	2483	2153	2318	2426	2512	2296	2150	2468	2275	2107	2085	2179	27452
Traffic Accidents	306	309	403	409	431	385	416	425	415	473	414	435	4821
Fatal Accidents	162	136	220	196	213	200	207	204	188	250	233	259	2468
Non Fatal Accidents	144	173	183	213	218	185	209	221	227	223	181	176	2353
Miscellaneous	12044	8645	8421	10471	10266	10195	9352	11452	10834	11266	9483	8857	121286
Total PPC Crime	22390	18710	18731	21311	21842	20988	20427	23097	21539	20943	19211	18399	247588
Local & Special Laws	11728	11403	13138	11785	11458	11527	13292	13944	11973	8613	7196	9410	135467
Arms Act	4068	3094	3436	3595	3330	3011	3424	3708	3433	3111	2850	2945	40005
Prohibition Order	4722	4675	4752	4964	4673	4064	4481	5022	4538	2802	3126	3770	51589
Other Local & Special Laws	2938	3634	4950	3226	3455	4452	5387	5214	4002	2700	1220	2695	43873
Total Recorded Crime	34118	30113	31869	33096	33300	32515	33719	37041	33512	29556	26407	27809	383055

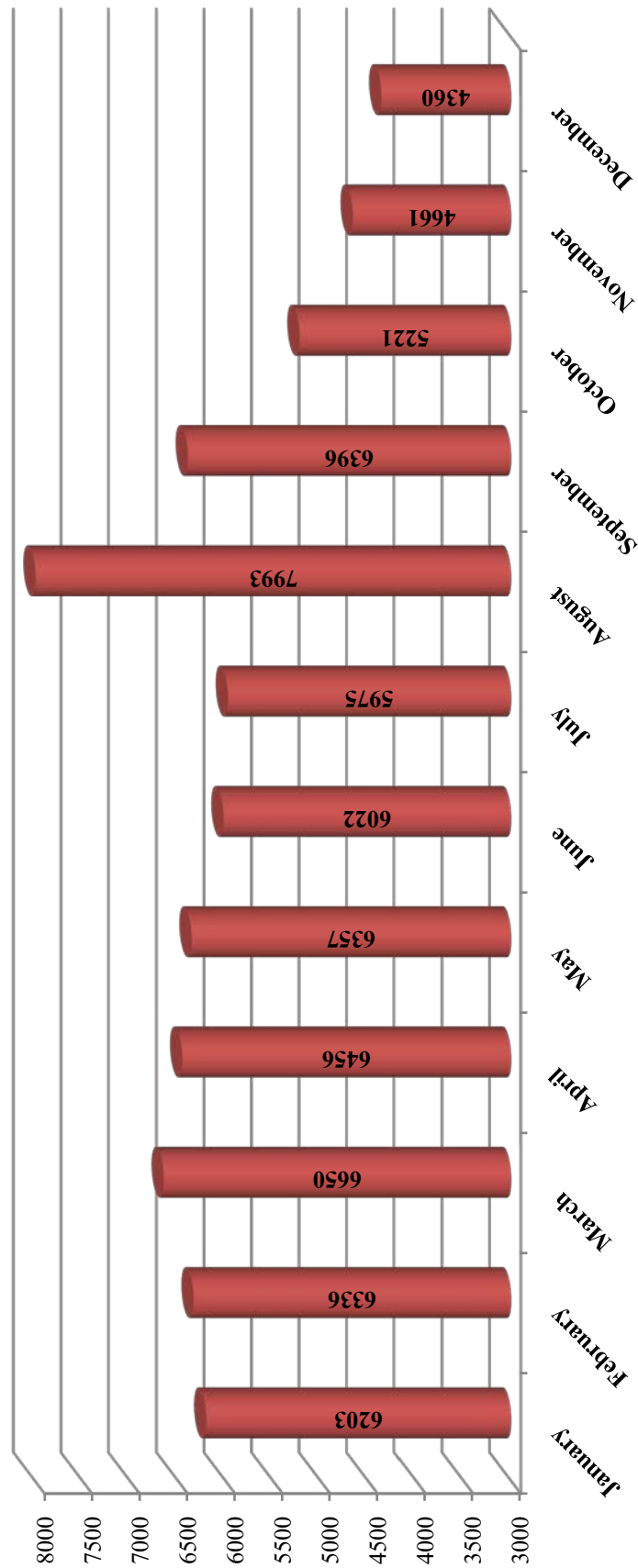
Graphical Representation of Punjab Crime Statistics(Month wise)-2015



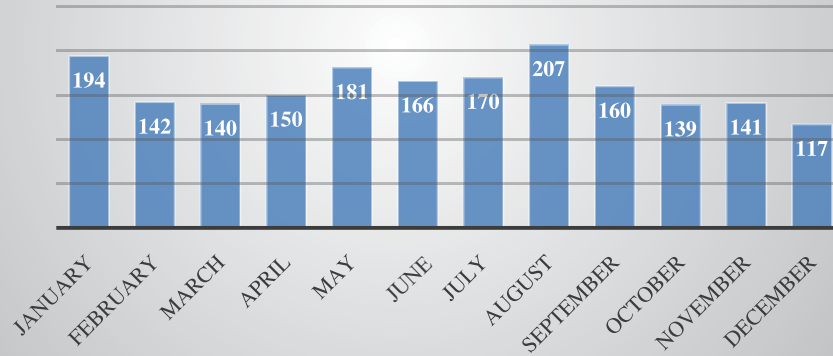
SINDH Crime Statistics (Month Wise)-2015

offence	January	February	March	April	May	Jun	July	August	September	October	November	December	Total
Crime Against Person	1281	1270	1429	1518	1621	1611	1602	1580	1327	1162	1081	989	16471
Murder	194	142	140	150	181	166	170	207	160	139	141	117	1907
Attempt to Murder	179	182	183	210	226	245	239	208	185	149	149	125	2280
Hurt	121	131	180	206	188	235	244	199	125	173	171	130	2103
Rioting	141	170	194	234	281	298	297	234	188	185	146	154	2522
Assault on Public Servant	400	370	464	422	421	382	376	385	344	232	258	248	4302
Zina	18	21	17	25	35	20	19	35	29	21	21	10	271
Gang Rape	1	5	0	4	2	4	2	2	0	3	6	1	30
Kidnapping/Abduction	219	229	236	249	268	249	236	283	273	252	181	196	2871
Kidnapping for Ransom	7	9	9	9	8	4	10	12	11	5	5	3	92
Suicide	0	5	5	5	8	6	4	8	8	2	2	5	58
Attempt to Suicide	1	6	1	4	3	2	5	7	4	1	1	0	35
Crime Against Property	1349	1260	1263	1128	1267	1191	1136	1195	1112	1020	959	915	13795
Highway Dacoity	5	0	2	2	2	3	2	1	2	1	4	2	26
Bank Dacoity	0	0	0	1	0	0	0	0	2	0	1	0	4
Petrol Pump Dacoity	0	0	1	0	0	0	3	1	0	1	1	1	8
Other Dacoity	95	51	67	66	103	98	66	53	63	48	62	48	820
Highway Robbery	6	6	2	2	1	2	1	3	2	3	1	3	32
Bank Robbery	0	2	1	2	1	0	0	1	0	0	0	0	7
Pet. Pump Robbery	2	1	1	1	2	0	2	0	2	0	0	0	11
Other Robbery	266	238	238	210	252	198	224	234	218	172	151	144	2545
Burglary	120	105	112	101	109	122	116	125	109	108	84	112	1323
Cattle Theft	45	38	47	28	37	38	29	45	34	33	27	36	437
M.V. Theft/Snatching	596	582	558	495	539	507	465	500	470	456	433	366	5967
Other Theft	214	237	234	220	221	223	228	232	210	198	195	203	2615
Traffic Accidents	77	85	74	91	64	78	70	79	79	75	68	71	911
Fatal Accidents	50	56	48	61	46	49	53	56	55	46	41	50	611
Non Fatal Accidents	27	29	26	30	18	29	17	23	24	29	27	21	300
Miscellaneous	1891	1601	1576	1494	1422	1647	1261	2388	2144	1521	1201	1226	19372
Total PPC Crime	4598	4216	4342	4231	4374	4527	4069	5242	4662	3778	3309	3201	50549
Local & Special Laws	1605	2120	2308	2225	1983	1495	1906	2751	1734	1443	1352	1159	22081
Arms Act	875	926	707	985	1017	891	870	1091	846	705	705	628	10246
Prohibition Order	632	568	1090	761	603	595	697	852	643	432	470	438	7781
Other Local & Special Laws	98	626	511	479	363	9	339	808	245	306	177	93	4054
Total Recorded Crime	6203	6336	6650	6456	6357	6022	5975	7993	6396	5221	4661	4360	72630

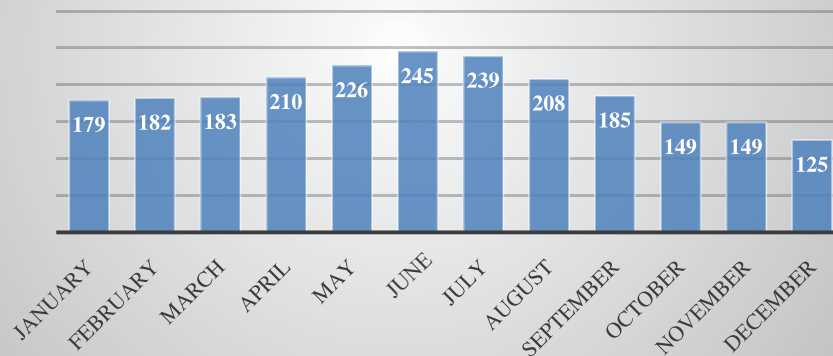
Graphical Representation of Sindh Crime Statistics(Month wise)-2015



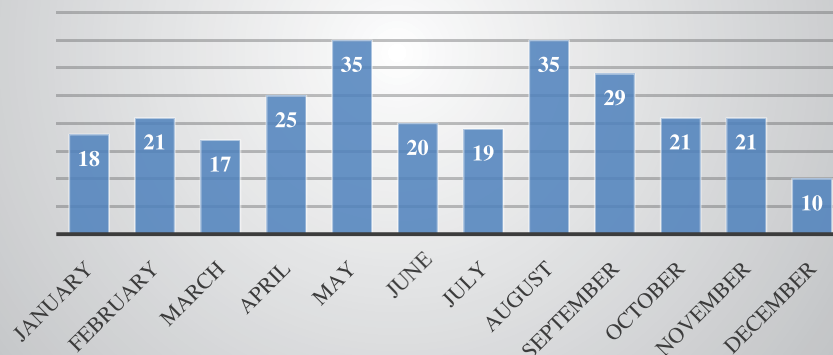
SINDH-Murder Statistics (Month Wise)-2015



SINDH- Attempt to murder Statistics (Month Wise)-2015



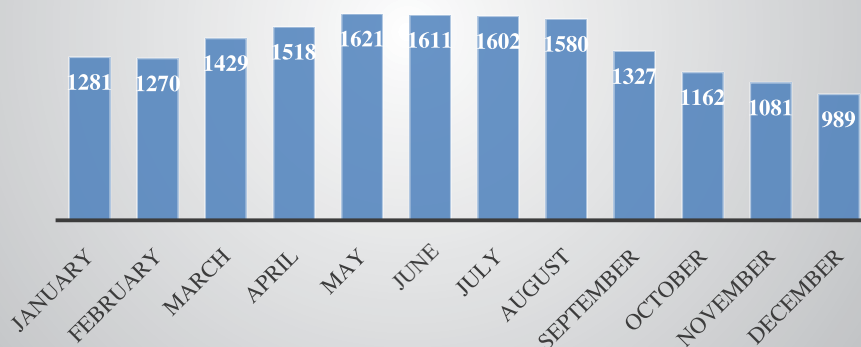
SINDH- Zina Statistics (Month Wise)-2015



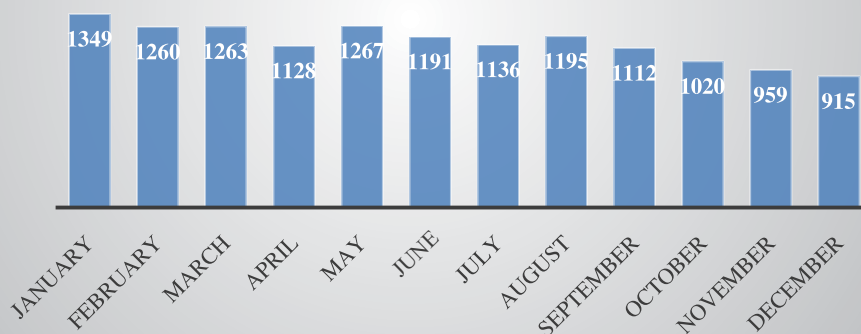
SINDH-Gang Rape Statistics (Month Wise)-2015



SINDH-Chrime against Person Statistics (Month Wise)-2015




SINDH-Chrime against Property Statistics (Month Wise)-2015



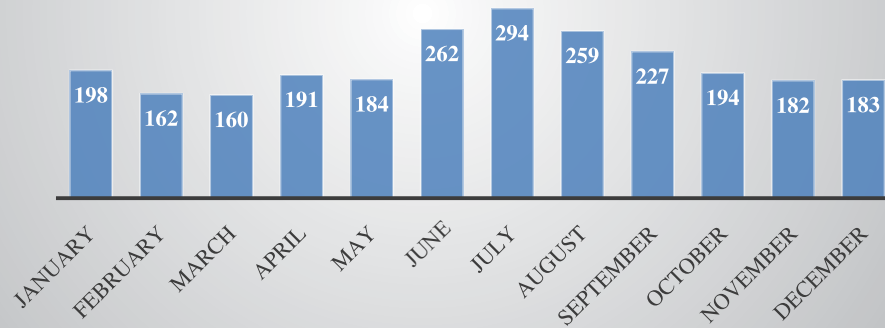
KP-Crime Statistics (Month Wise)-2015

offence	January	February	March	April	May	Jun	July	August	September	October	November	December	Total
Crime Against Person	775	685	755	752	903	947	1022	1067	915	887	787	717	10212
Murder	198	162	160	191	184	262	294	259	227	194	182	183	2496
Attempt to Murder	210	177	238	216	275	339	347	288	265	243	204	206	3008
Hurt	172	161	188	168	190	137	175	288	222	255	214	159	2329
Rioting	0	6	0	1	0	0	0	0	0	1	2	1	11
Assault on Public Servant	22	29	27	31	89	52	48	19	25	25	25	22	414
Zina	7	9	11	15	7	6	10	16	16	10	11	14	132
Gang Rape	0	0	0	0	0	1	0	0	2	0	0	0	3
Kidnapping/Abduction	103	94	64	74	93	108	92	117	94	97	97	83	1116
Kidnapping for Ransom	6	3	6	3	2	4	6	10	3	1	3	2	49
Suicide	0	0	2	2	16	2	2	2	5	9	2	2	44
Attempt to Suicide	57	44	59	51	47	36	48	68	56	52	47	45	610
Crime Against Property	281	276	296	248	281	293	286	388	342	281	284	275	3531
Highway Dacoity	0	0	0	0	0	0	1	0	0	0	0	0	1
Bank Dacoity	0	0	0	0	0	1	0	0	0	0	0	0	1
Petrol Pump Dacoity	0	0	0	0	0	0	0	0	0	0	0	0	0
Other Dacoity	7	4	4	10	4	1	3	3	3	2	3	4	48
Highway Robbery	1	0	2	0	0	0	0	0	0	0	0	0	3
Bank Robbery	0	0	1	0	0	0	0	0	0	0	0	0	1
Pet. Pump Robbery	0	0	0	0	0	0	0	0	0	0	0	0	0
Other Robbery	23	20	17	16	28	15	14	15	24	19	20	19	230
Burglary	59	68	82	75	59	68	79	88	76	61	88	75	878
Cattle Theft	5	10	9	3	5	5	10	14	11	13	8	4	97
M.V. Theft/Snatching	84	75	91	62	87	104	58	142	114	98	89	90	1094
Other Theft	102	99	90	82	98	99	121	126	114	88	76	83	1178
Traffic Accidents	246	209	241	308	313	344	370	358	385	350	388	318	3830
Fatal Accidents	64	49	66	86	92	87	89	88	92	95	98	79	985
Non Fatal Accidents	182	160	175	222	221	257	281	270	293	255	290	239	2845
Miscellaneous	3629	3363	3191	3527	3235	2993	3571	2674	2946	3564	3380	3764	39837
Total PPC Crime	4931	4533	4784	4835	4732	4577	5249	4487	4588	5082	4839	5074	57711
Local & Special Laws	8234	7586	8353	7921	6564	5942	5653	6907	6907	7591	11444	11588	94690
Arms Act	2031	1864	1941	2019	1692	1459	1678	1724	1792	1656	1741	1730	21327
Prohibition Order	2977	2749	3286	3087	2544	2191	2161	2744	2531	2508	2812	2842	32432
Other Local & Special Laws	3226	2973	3126	2815	2328	2292	1814	2439	2584	3427	6891	7016	40931
Total Recorded Crime	13165	12119	13137	12756	11296	10519	10902	11394	11495	12673	16283	16662	152401

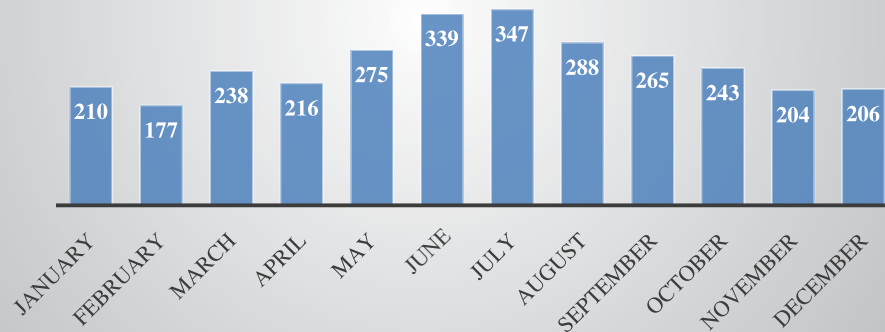
Graphical Representation of KPk Crime Statistics(Month wise)-2015



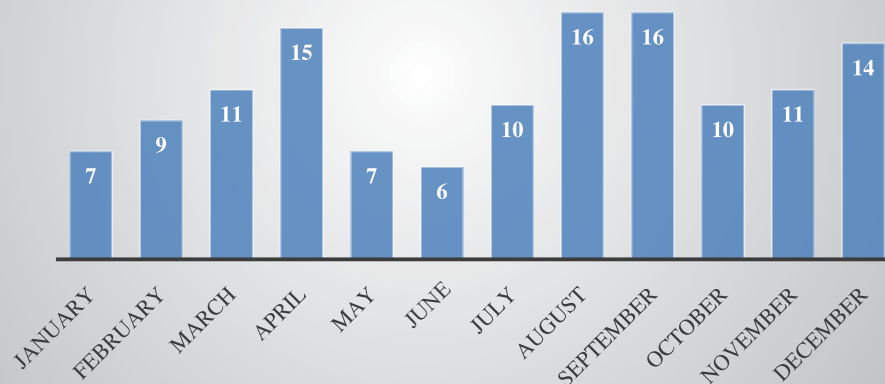
KP-Murder Statistics (Month Wise)- 2015



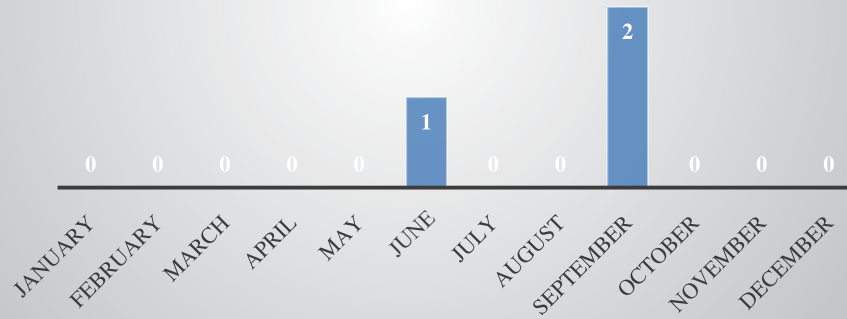
KP-Attempt to murder Statistics (Month Wise)-2015



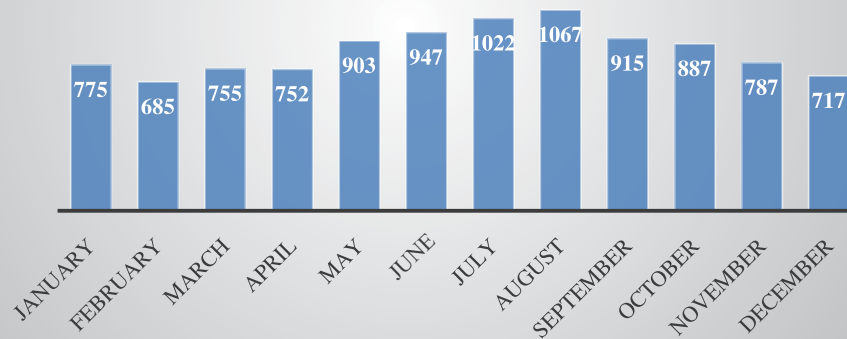
KP-Zina Statistics (Month Wise)-2015



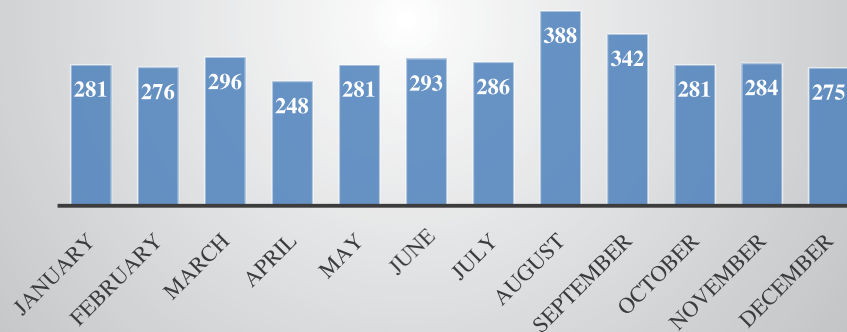
KP-Gang Rape Statistics (Month Wise)-2015



KP-Crime against person Statistics (Month Wise)-2015



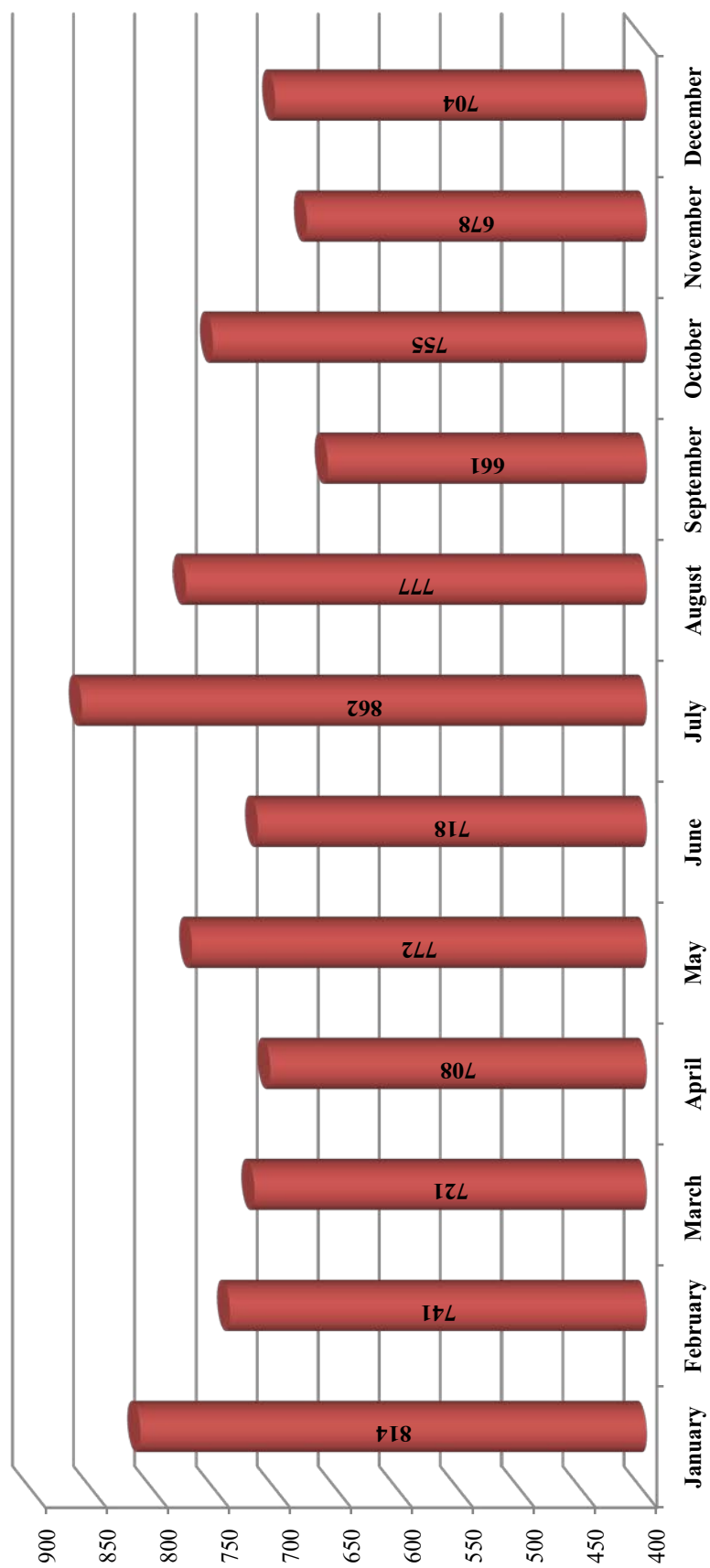
KP-Crime against property Statistics (Month Wise)-2015



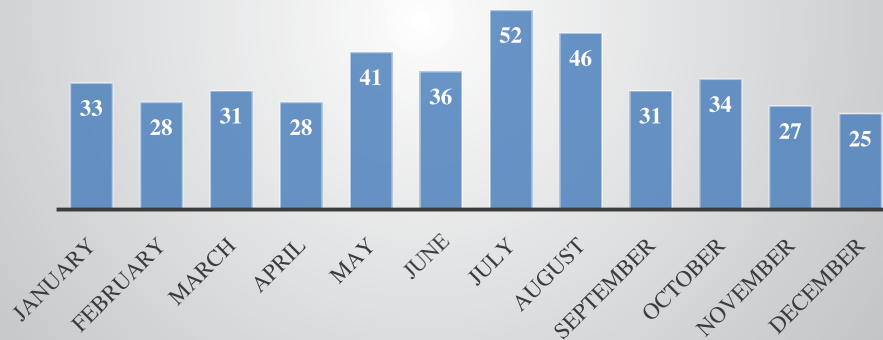
BALOCHISTAN-Crime Statistics (Month Wise)-2015

offence	January	February	March	April	May	Jun	July	August	September	October	November	December	Total
Crime Against Person	146	149	180	180	236	224	251	221	194	219	189	165	2354
Murder	33	28	31	28	41	36	52	46	31	34	27	25	412
Attempt to Murder	0	23	38	32	40	24	37	32	28	34	35	33	356
Hurt	64	56	71	59	85	87	95	82	81	92	71	53	896
Rioting	10	7	7	19	30	28	26	29	15	18	11	15	215
Assault on Public Servant	17	14	14	19	13	15	25	7	12	21	16	12	185
Zina	0	0	1	1	5	4	3	2	4	1	1	1	23
Gang Rape	0	0	0	0	0	0	0	0	0	0	0	0	0
Kidnapping/Abduction	18	17	14	18	21	27	10	22	21	15	24	20	227
Kidnapping for Ransom	2	3	0	1	1	1	0	1	1	3	3	3	19
Suicide	0	0	0	0	0	0	0	0	0	0	0	0	0
Attempt to Suicide	2	1	4	3	0	2	3	0	1	1	1	3	21
Crime Against Property	120	120	111	126	150	136	157	150	152	117	115	137	1591
Highway Dacoity	1	4	1	1	1	0	0	1	0	0	0	0	9
Bank Dacoity	0	0	0	0	0	0	0	0	1	0	0	0	1
Petrol Pump Dacoity	0	0	1	0	0	0	0	0	0	0	0	0	1
Other Dacoity	2	7	5	3	5	1	6	7	7	2	3	7	55
Highway Robbery	0	0	0	0	1	4	0	0	0	1	0	0	6
Bank Robbery	0	0	0	0	0	0	0	0	1	0	0	1	2
Pet. Pump Robbery	0	0	0	0	0	0	1	0	0	0	0	0	1
Other Robbery	21	17	18	16	13	17	19	14	13	5	8	16	177
Burglary	12	16	6	12	15	12	14	22	14	9	12	18	162
Cattle Theft	2	3	6	2	5	3	2	6	9	5	5	5	53
M.V. Theft/Snatching	72	49	49	70	86	82	95	80	83	72	67	71	876
Other Theft	10	24	25	22	24	17	20	20	24	23	20	19	248
Traffic Accidents	19	13	30	30	26	32	28	37	33	26	30	15	319
Fatal Accidents	5	13	12	17	7	18	12	18	16	13	17	7	155
Non Fatal Accidents	14	0	18	13	19	14	16	19	17	13	13	8	164
Miscellaneous	167	135	137	119	133	124	119	125	87	144	118	118	1526
Total PPC Crime	452	417	458	455	545	516	555	533	466	506	452	435	5790
Local & Special Laws	362	324	263	253	227	202	307	244	195	249	226	269	3121
Arms Act	81	91	63	65	81	85	103	79	76	84	71	95	974
Prohibition Order	111	98	95	107	102	85	107	94	84	96	97	102	1178
Other Local & Special Laws	170	135	105	81	44	32	97	71	35	69	58	72	969
Total Recorded Crime	814	741	721	708	772	718	862	777	661	755	678	704	8911

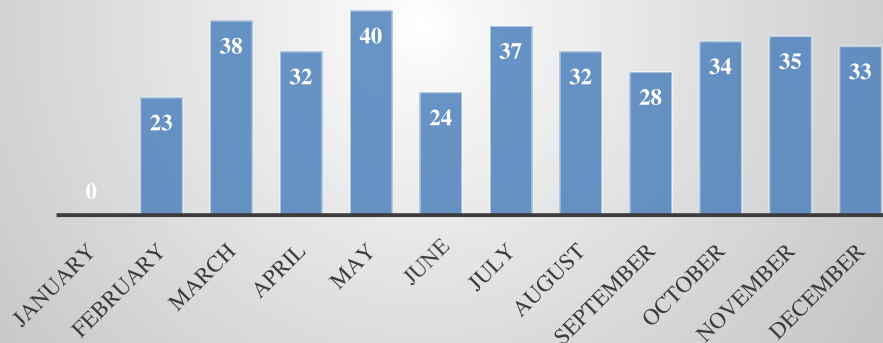
Graphical Representation of Baluchistan Crime Statistics(Month wise)-2015



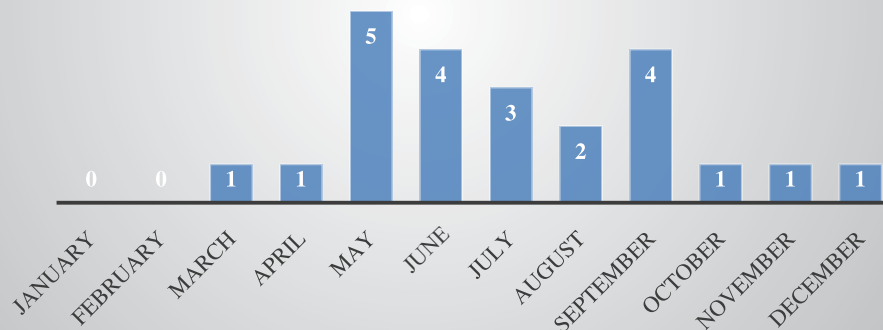
BALUCHISTAN- Murder Statistics (Month Wise)-2015



BALUCHISTAN-Attempt to Murder Statistics (Month Wise)-2015



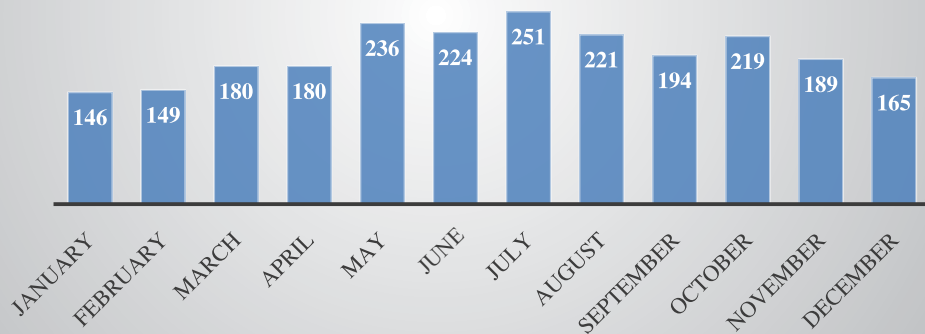
BALUCHISTAN-Zina Statistics (Month Wise)-2015



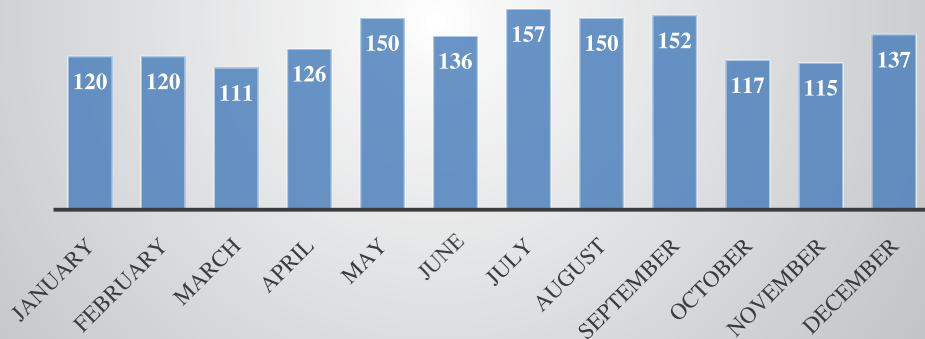
BALUCHISTAN-Gang Rape Statistics (Month Wise)-2015



BALUCHISTAN-Crime against person Statistics (Month Wise)-2015



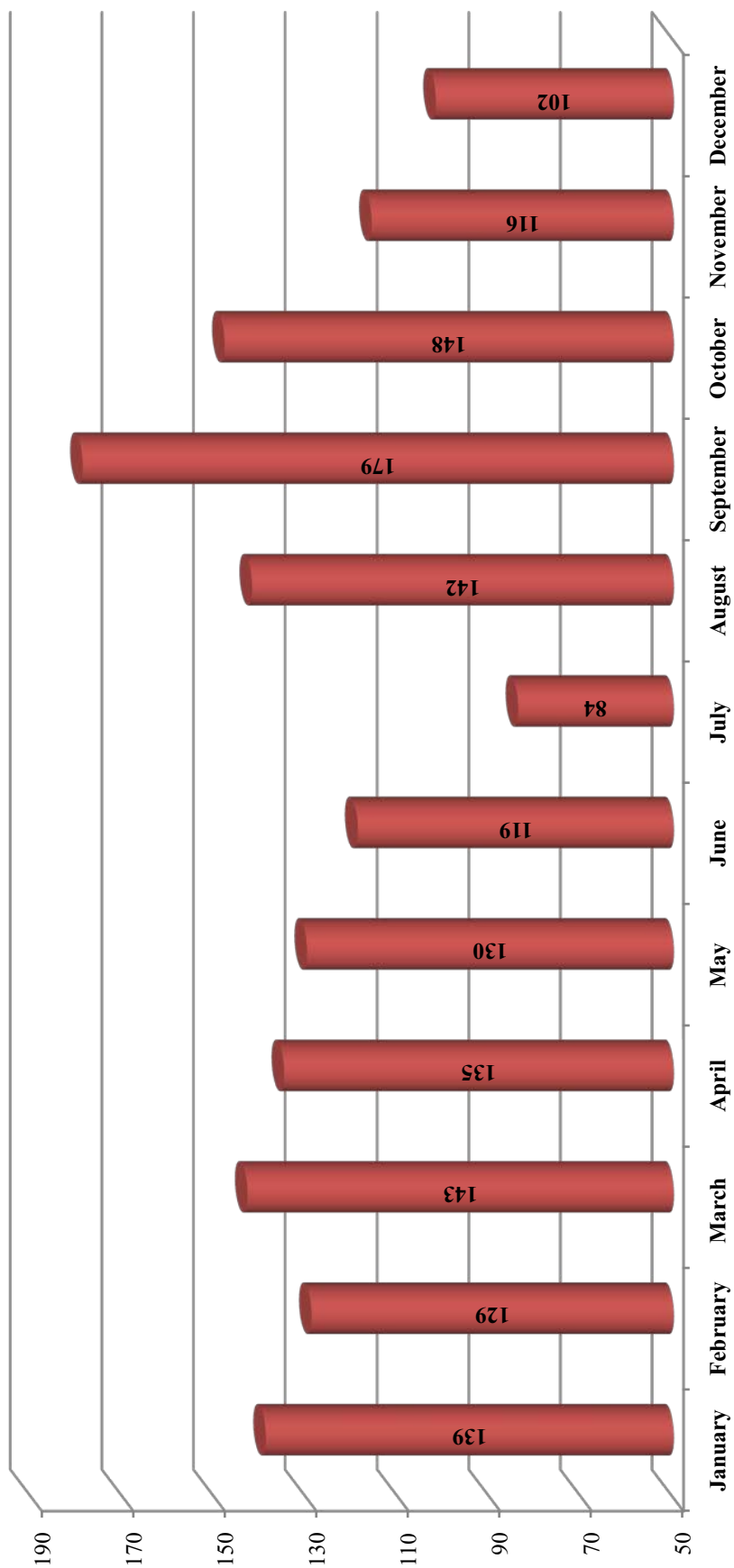
BALUCHISTAN-Crime against property Statistics (Month Wise)-2015

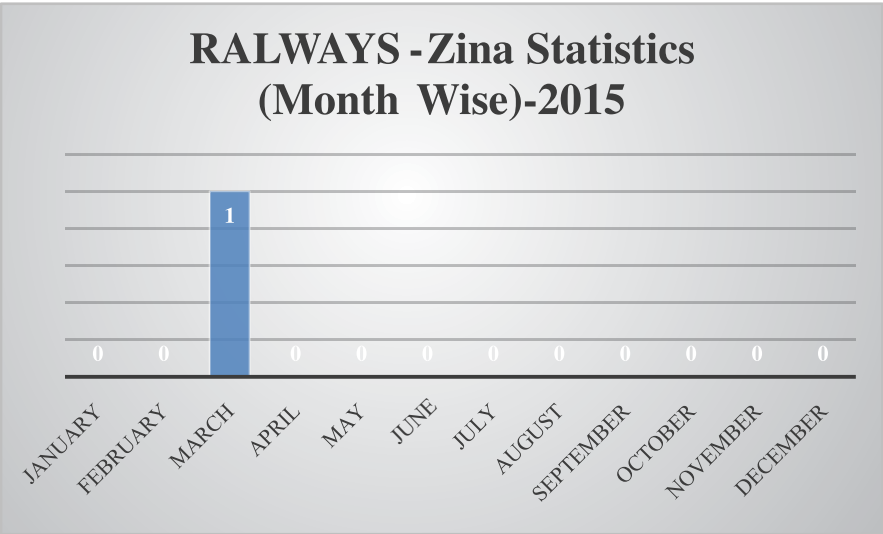
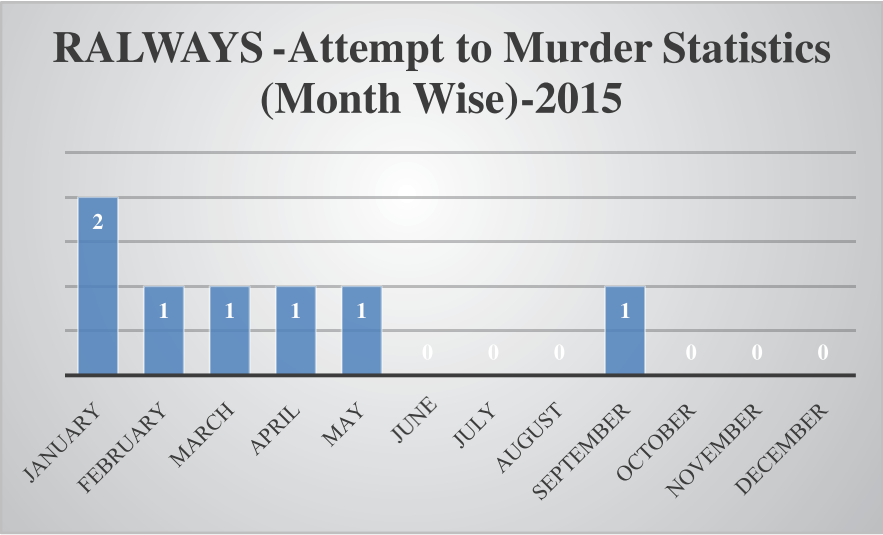
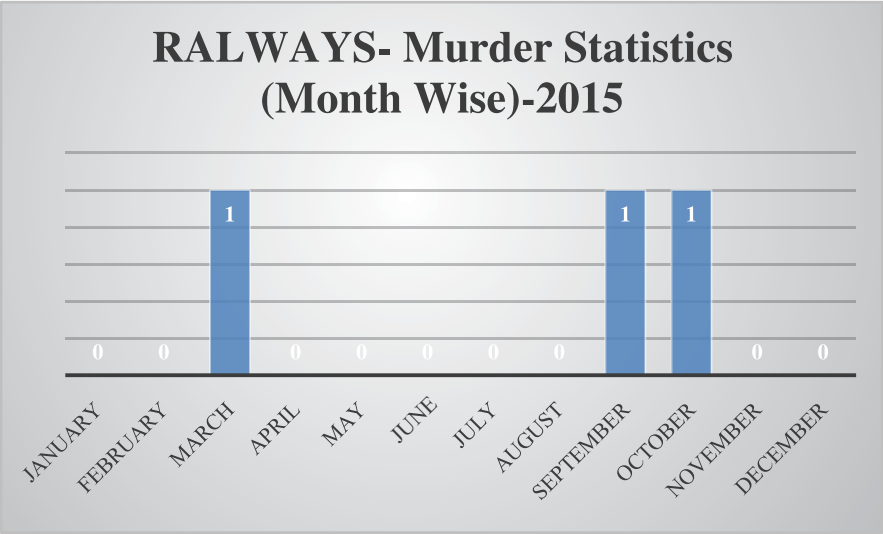


RAILWAYS - Crime Statistics (Month Wise)-2015


offence	January	February	March	April	May	Jun	July	August	September	October	November	December	Total
Crime Against Person	3	3	3	8	2	0	0	3	2	3	2	2	31
Murder	0	0	1	0	0	0	0	0	1	1	0	0	3
Attempt to Murder	2	1	1	1	1	0	0	0	1	0	0	0	7
Hurt	0	1	0	1	0	0	0	1	0	0	0	1	4
Rioting	0	0	0	1	0	0	0	0	0	0	0	0	1
Assault on Public Servant	0	1	0	5	1	0	0	2	0	2	2	1	14
Zina	0	0	1	0	0	0	0	0	0	0	0	0	1
Gang Rape	0	0	0	0	0	0	0	0	0	0	0	0	0
Kidnapping/Abduction	1	0	0	0	0	0	0	0	0	0	0	0	1
Kidnapping for Ransom	0	0	0	0	0	0	0	0	0	0	0	0	0
Suicide	0	0	0	0	0	0	0	0	0	0	0	0	0
Attempt to Suicide	0	0	0	0	0	0	0	0	0	0	0	0	0
Crime Against Property	24	32	32	18	23	21	18	35	32	18	11	7	271
Highway Dacoity	0	0	0	0	0	0	0	0	0	0	0	0	0
Bank Dacoity	0	0	0	0	0	0	0	0	0	0	0	0	0
Petrol Pump Dacoity	0	0	0	0	0	0	0	0	0	0	0	0	0
Other Dacoity	0	0	0	0	0	0	0	0	1	0	0	0	1
Highway Robbery	0	0	0	0	0	0	0	0	0	0	0	0	0
Bank Robbery	0	0	0	0	0	0	0	0	0	0	0	0	0
Pet. Pump Robbery	0	0	0	0	0	0	0	0	0	0	0	0	0
Other Robbery	0	0	0	0	0	0	0	0	0	0	1	0	1
Burglary	0	0	0	0	0	0	0	0	0	0	0	0	0
Cattle Theft	0	0	0	0	0	0	0	0	0	0	0	0	0
M.V. Theft/Snatching	0	0	0	1	1	0	1	0	0	0	0	0	3
Other Theft	24	32	32	17	22	21	17	35	31	18	10	7	266
Traffic Accidents	8	9	4	13	6	13	7	3	11	12	8	3	97
Fatal Accidents	0	0	0	0	0	0	0	0	0	1	0	0	1
Non Fatal Accidents	8	9	4	13	6	13	7	3	11	11	8	3	96
Miscellaneous	15	13	5	8	11	9	5	9	17	8	14	22	136
Total PPC Crime	50	57	44	47	42	43	30	50	62	41	35	34	535
Local & Special Laws	89	72	99	88	88	76	54	92	117	107	81	68	1031
Arms Act	3	1	1	3	0	3	1	2	1	4	5	1	25
Prohibition Order	8	10	10	6	5	6	1	10	10	12	8	8	94
Other Local & Special Laws	78	61	88	79	83	67	52	80	106	91	68	59	912
Total Recorded Crime	139	129	143	135	130	119	84	142	179	148	116	102	1566

Graphical Representation of Railways Police Crime Statistics(Month wise)-2015

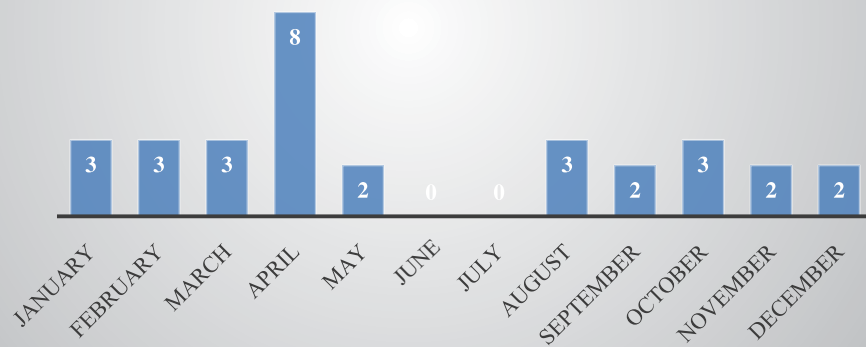




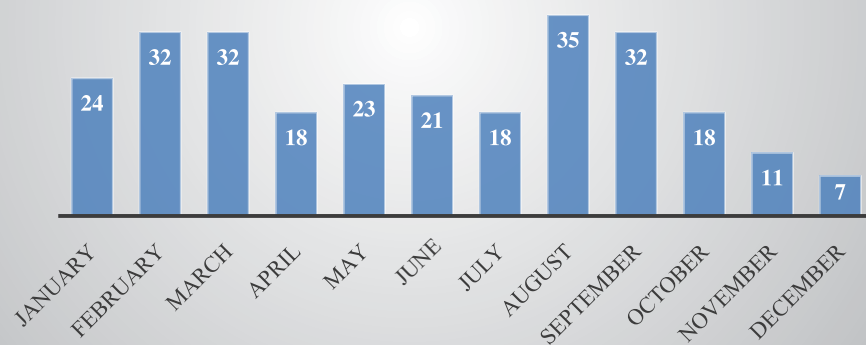
RALWAYS- Gang Rape Statistics (Month Wise)-2015



RALWAYS- Crime Against Person Statistics (Month Wise)-2015



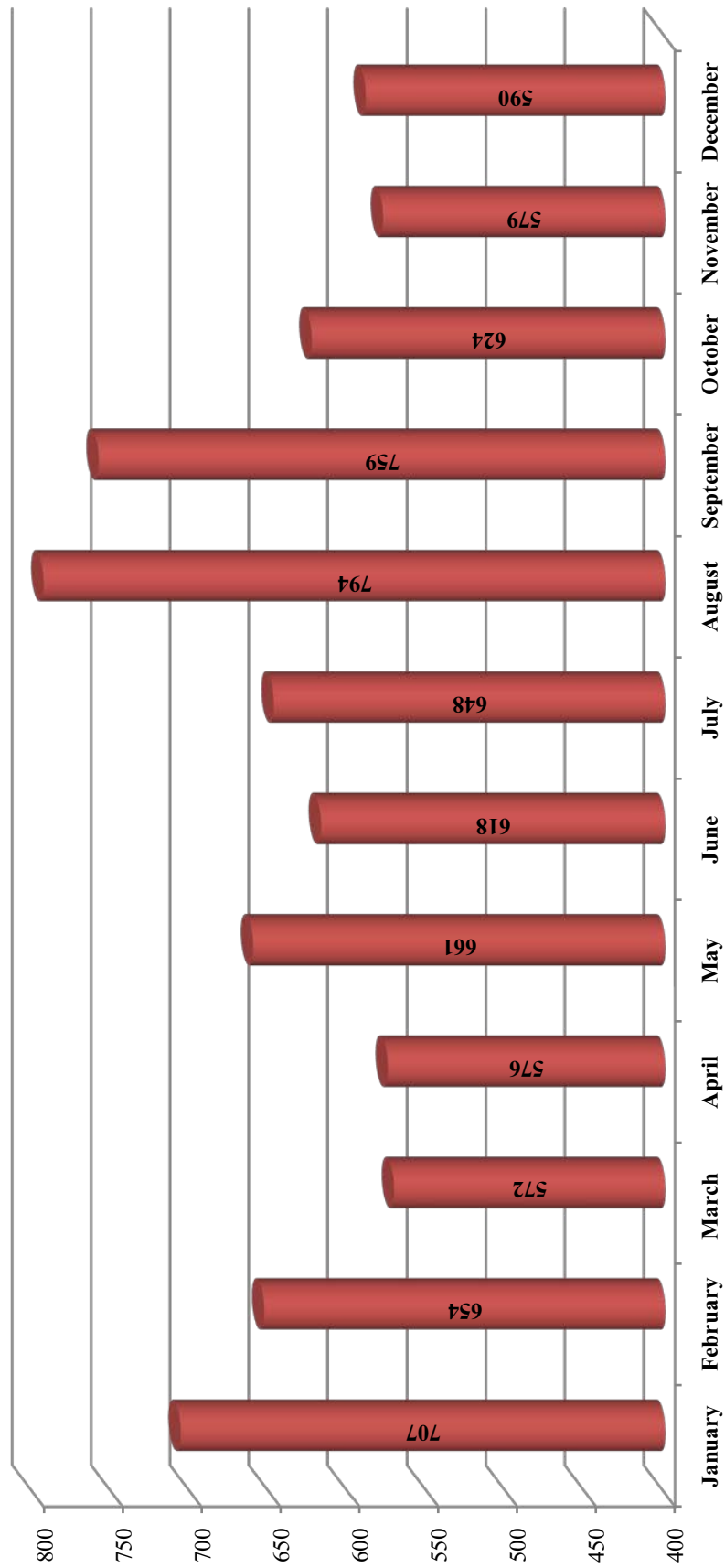
RALWAYS- Crime Against Property Statistics (Month Wise)-2015

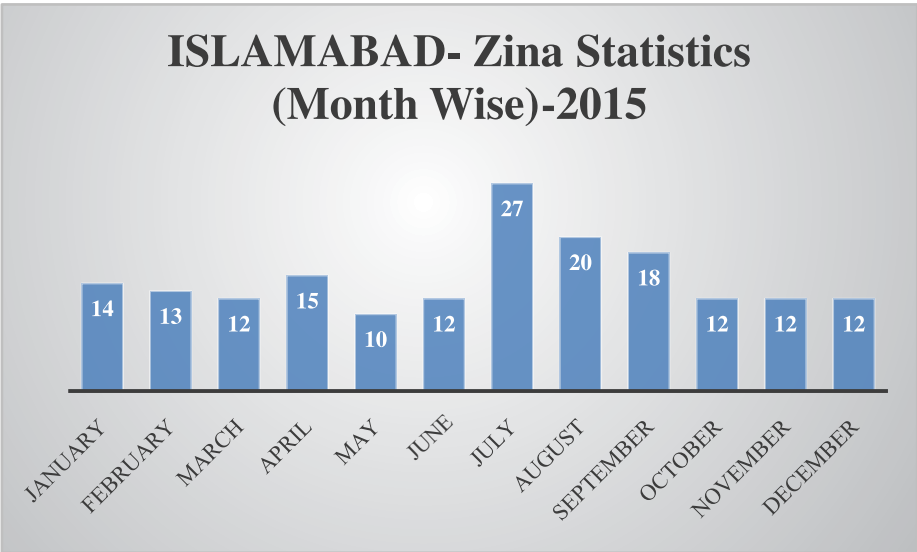
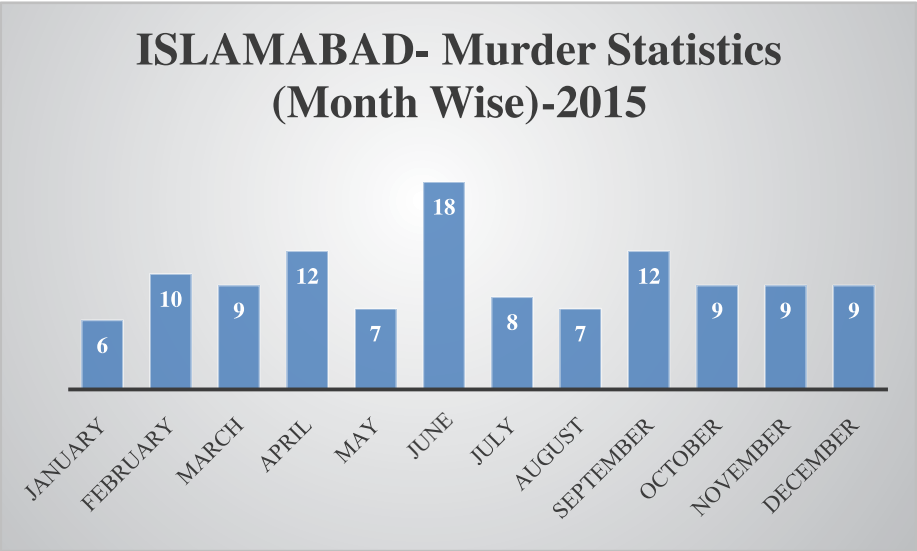
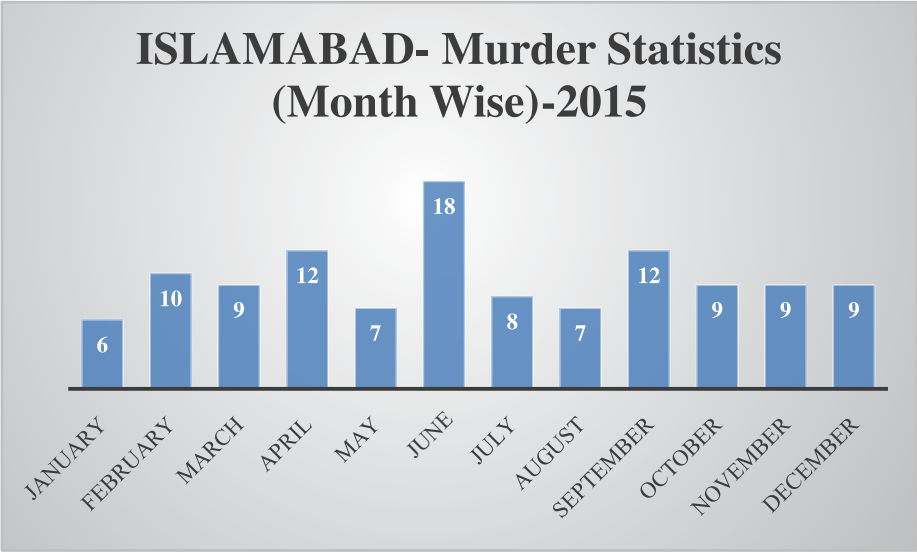


ISLAMABAD - Crime Statistics (Month Wise)-2015

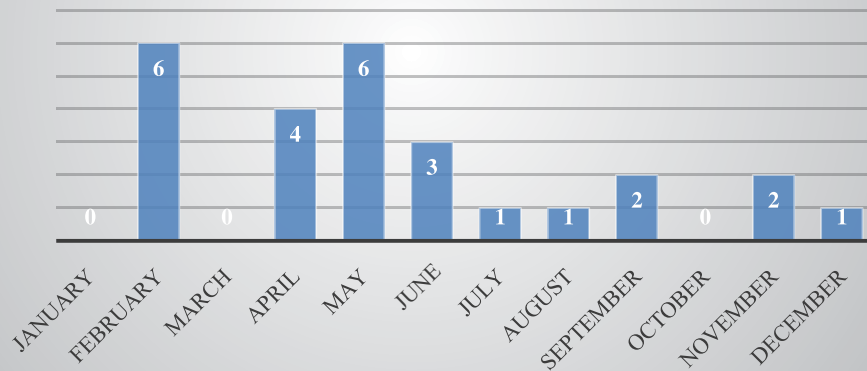
offence	January	February	March	April	May	Jun	July	August	September	October	November	December	Total
Crime Against Person	81	74	67	92	93	111	101	97	88	90	76	72	1042
Murder	6	10	9	12	7	18	8	7	12	9	9	9	116
Attempt to Murder	13	15	7	11	16	15	11	10	10	13	4	6	131
Hurt	31	19	20	30	36	46	36	37	27	34	26	31	373
Rioting	0	0	4	2	0	3	4	3	1	1	1	2	21
Assault on Public Servant	8	2	9	5	8	6	6	10	6	7	5	7	79
Zina	14	13	12	15	10	12	27	20	18	12	12	12	177
Gang Rape	0	6	0	4	6	3	1	1	2	0	2	1	26
Kidnapping/Abduction	4	6	6	10	6	5	6	7	11	12	13	3	89
Kidnapping for Ransom	2	0	0	0	2	1	0	0	1	1	1	0	8
Suicide	0	0	0	0	0	0	0	0	0	0	0	0	0
Attempt to Suicide	3	3	0	3	2	2	2	2	0	1	3	1	22
Crime Against Property	173	172	148	150	141	131	174	202	128	138	118	137	1812
Highway Dacoity	0	0	0	0	0	0	0	0	0	0	0	0	0
Bank Dacoity	0	0	0	0	0	0	0	1	0	0	0	0	1
Petrol Pump Dacoity	0	0	0	0	0	0	0	0	0	0	0	0	0
Other Dacoity	4	3	4	1	3	1	0	1	2	1	3	2	25
Highway Robbery	0	0	0	0	0	0	0	0	0	0	0	0	0
Bank Robbery	0	0	0	1	0	0	0	0	0	0	0	0	1
Pet. Pump Robbery	0	0	0	0	0	0	0	0	0	0	0	0	0
Other Robbery	20	29	17	24	15	9	12	31	17	14	11	9	208
Burglary	38	21	21	24	26	30	34	37	22	27	13	37	330
Cattle Theft	1	1	0	1	0	3	2	1	2	2	4	4	21
M.V. Theft/Snatching	70	85	72	61	57	50	73	75	39	49	40	43	714
Other Theft	40	33	34	38	40	38	53	56	46	45	47	42	512
Traffic Accidents	21	21	13	22	26	15	27	25	19	24	25	21	259
Fatal Accidents	11	9	6	12	13	8	12	9	12	16	17	7	132
Non Fatal Accidents	10	12	7	10	13	7	15	16	7	8	8	14	127
Miscellaneous	239	243	211	217	257	266	213	245	251	258	241	258	2899
Total PPC Crime	514	510	439	481	517	523	515	569	486	510	460	488	6012
Local & Special Laws	193	144	133	95	144	95	133	225	273	114	119	102	1770
Arms Act	61	79	83	60	65	56	70	121	168	62	61	56	942
Prohibition Order	52	54	38	23	64	34	57	93	72	38	36	39	600
Other Local & Special Laws	80	11	12	12	15	5	6	11	33	14	22	7	228
Total Recorded Crime	707	654	572	576	661	618	648	794	759	624	579	590	7782

Graphical Representation of ICT Crime Statistics(Month wise)-2015

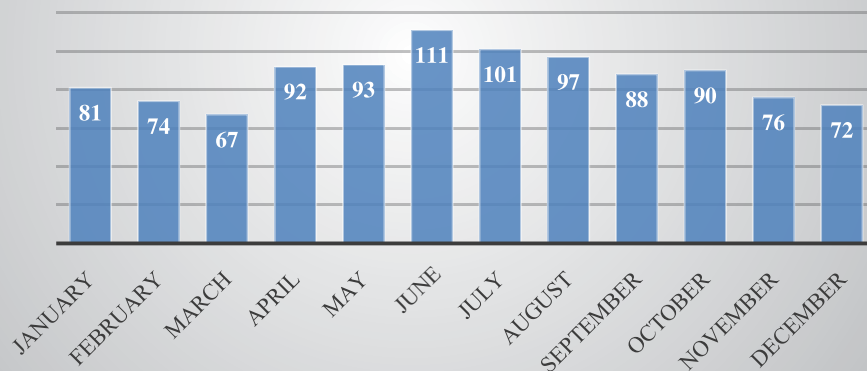




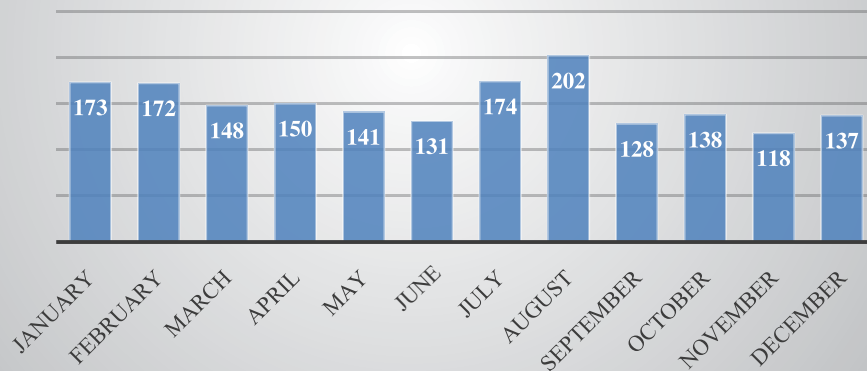
ISLAMABAD- Gang Rape Statistics (Month Wise)-2015



ISLAMABAD - Crime Against Person (Month Wise)-2015



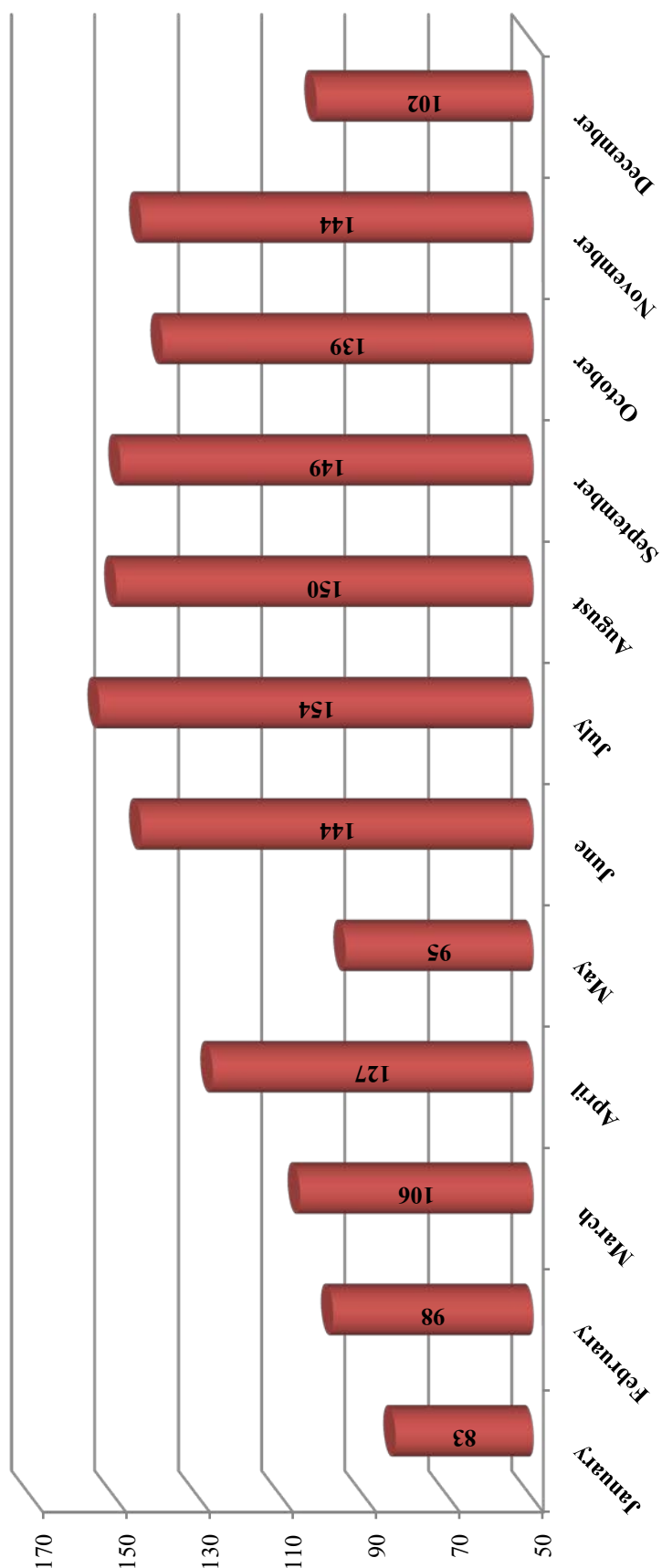
ISLAMABAD- Crime Against Property (Month Wise)-2015

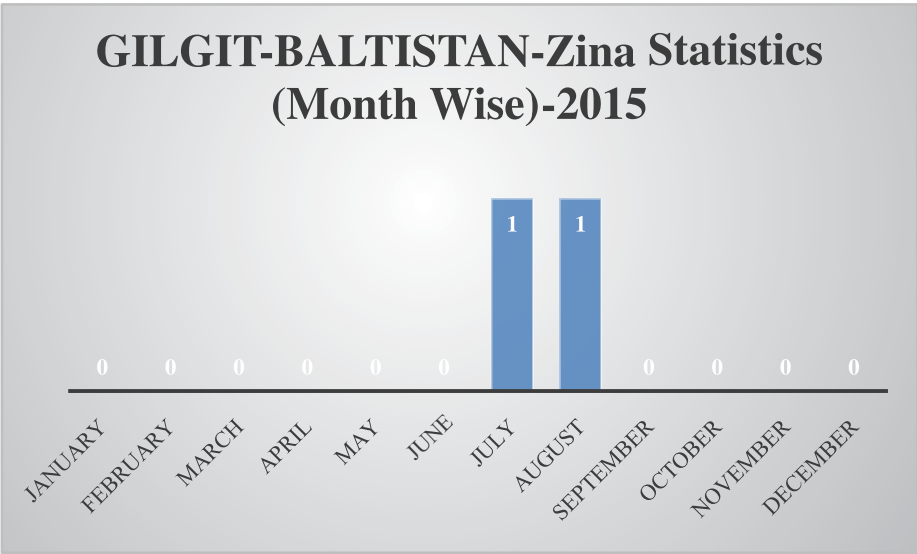
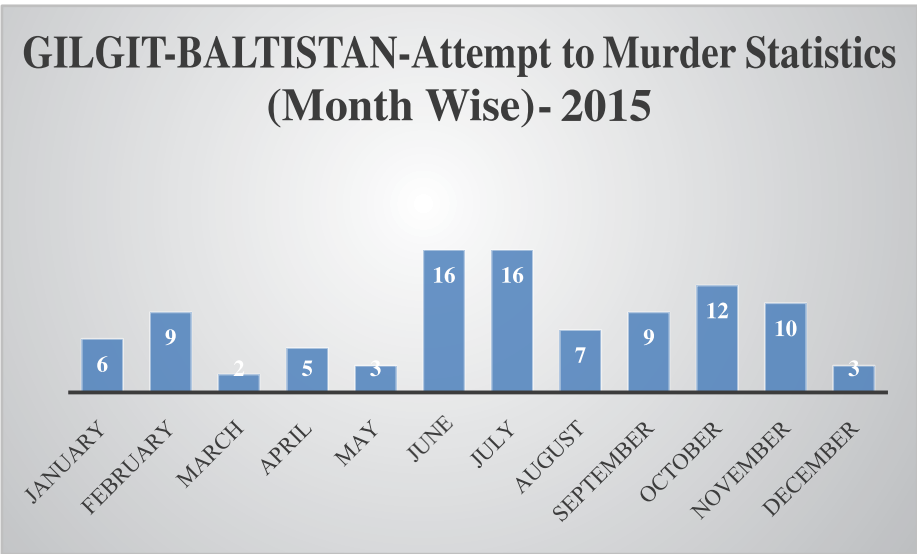
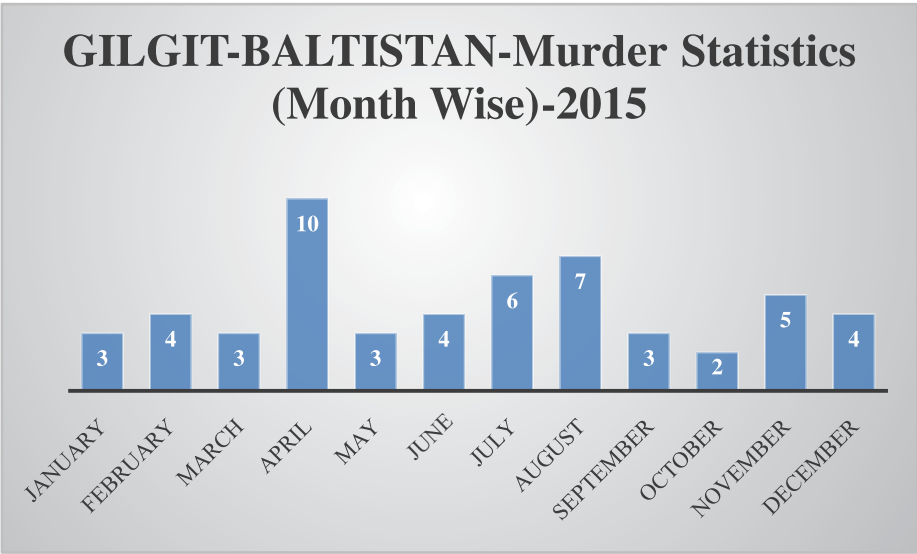


GILGIT BALTISTAN - Crime Statistics (Month Wise)-2015

offence	January	February	March	April	May	Jun	July	August	September	October	November	December	Total
Crime Against Person	21	27	20	38	28	61	50	39	35	46	37	19	421
Murder	3	4	3	10	3	4	6	7	3	2	5	4	54
Attempt to Murder	6	9	2	5	3	16	16	7	9	12	10	3	98
Hurt	5	5	3	10	9	10	10	6	5	8	6	4	81
Rioting	2	2	7	2	3	12	7	9	6	10	8	1	69
Assault on Public Servant	2	3	3	5	3	11	5	4	9	12	1	4	62
Zina	0	0	0	0	0	0	1	1	0	0	0	0	2
Gang Rape	0	0	0	0	0	0	0	0	0	0	0	0	0
Kidnapping/Abduction	3	3	2	2	5	4	2	3	0	2	5	3	34
Kidnapping for Ransom	0	0	0	0	0	0	0	0	0	0	1	0	1
Suicide	0	0	0	4	2	3	2	0	2	0	0	0	13
Attempt to Suicide	0	1	0	0	0	1	1	2	1	0	1	0	7
Crime Against Property	15	12	12	20	14	11	23	38	24	18	14	7	208
Highway Dacoity	0	0	0	0	0	0	2	0	0	1	0	0	3
Bank Dacoity	0	0	0	0	0	0	0	0	0	0	0	0	0
Petrol Pump Dacoity	0	0	0	0	0	0	0	0	0	0	0	0	0
Other Dacoity	1	0	0	0	1	1	0	0	1	0	0	0	4
Highway Robbery	0	1	0	0	0	0	0	0	0	0	1	0	2
Bank Robbery	0	0	0	0	0	0	0	0	0	0	0	0	0
Pet. Pump Robbery	0	0	0	0	0	0	0	0	0	0	0	0	0
Other Robbery	3	1	1	2	1	0	1	4	0	1	0	0	14
Burglary	5	1	2	7	5	2	7	5	6	8	6	2	56
Cattle Theft	0	1	1	1	0	1	4	7	2	2	2	1	22
M.V. Theft/Snatching	3	3	2	4	5	5	4	9	7	3	2	0	47
Other Theft	3	5	6	6	2	2	5	13	8	3	3	4	60
Traffic Accidents	4	11	15	7	18	11	26	12	12	11	12	11	150
Fatal Accidents	2	2	4	2	4	4	8	2	1	2	1	3	35
Non Fatal Accidents	2	9	11	5	14	7	18	10	11	9	11	8	115
Miscellaneous	18	29	40	42	22	31	36	28	35	32	32	31	376
Total PPC Crime	58	79	87	107	82	114	135	117	106	107	95	68	1155
Local & Special Laws	25	19	19	20	13	30	19	33	43	32	49	34	336
Arms Act	13	8	13	15	10	28	17	28	27	14	38	18	229
Prohibition Order	12	8	5	5	3	2	1	5	16	17	11	15	100
Other Local & Special Laws	0	3	1	0	0	0	1	0	0	1	0	1	7
Total Recorded Crime	83	98	106	127	95	144	154	150	149	139	144	102	1491

Graphical Representation of G-B Crime Statistics(Month wise)-2015

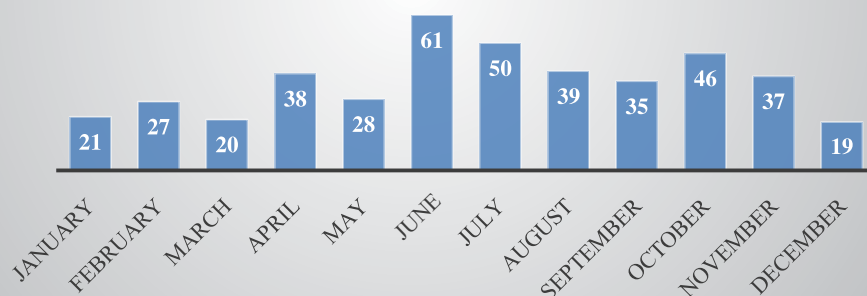




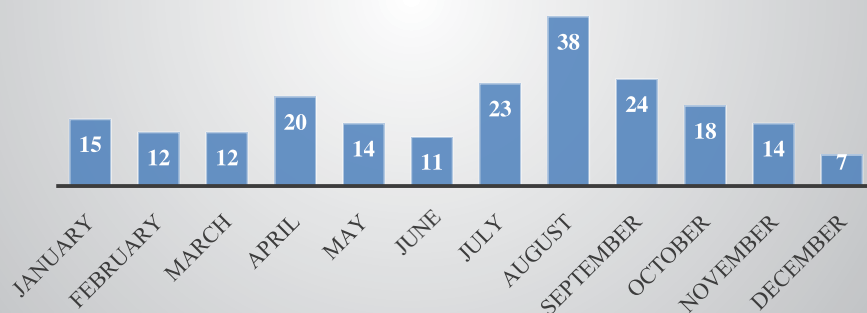
GILGIT-BALTISTAN-Gang Rape Statistics (Month Wise)-2015



GILGIT-BALTISTAN-Crime Against Person Statistics (Month Wise)-2015



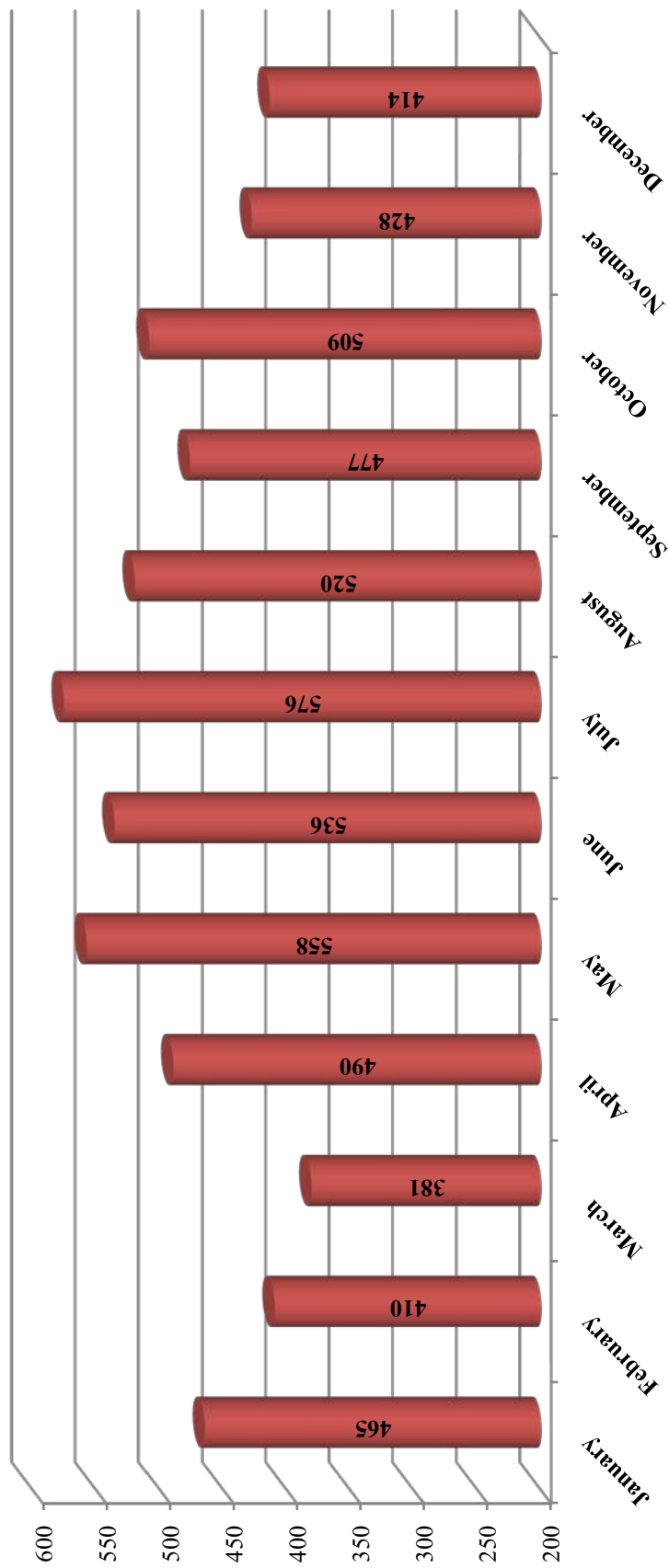
GILGIT-BALTISTAN-Crime Against Property Statistics (Month Wise)-2015



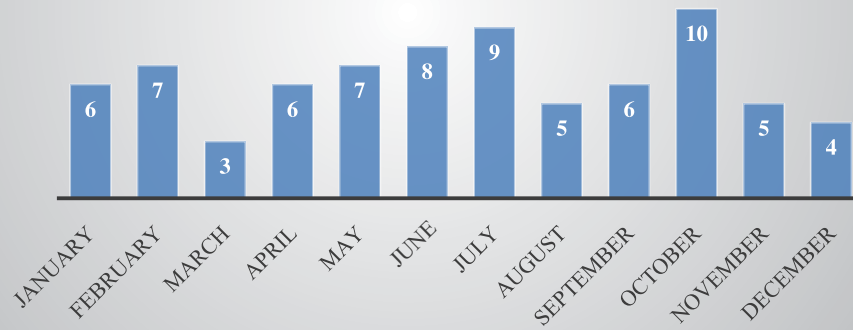
AJ&K - Crime Statistics (Month Wise)-2015

offence	January	February	March	April	May	Jun	July	August	September	October	November	December	Total
Crime Against Person	101	92	83	105	130	165	190	173	123	151	103	112	1528
Murder	6	7	3	6	7	8	9	5	6	10	5	4	76
Attempt to Murder	14	10	12	17	21	21	30	15	17	25	17	23	222
Hurt	22	23	13	17	29	31	47	38	37	36	19	29	341
Rioting	27	17	19	23	35	58	68	57	27	35	27	27	420
Assault on Public Servant	6	11	9	9	10	13	11	19	10	10	9	7	124
Zina	3	7	5	7	5	4	2	2	3	4	2	7	51
Gang Rape	0	0	0	0	0	0	0	0	0	0	0	0	0
Kidnapping/Abduction	21	15	19	25	21	29	23	37	23	29	23	14	279
Kidnapping for Ransom	0	0	0	0	0	0	0	0	0	0	0	0	0
Suicide	0	0	0	0	0	0	0	0	0	0	0	0	0
Attempt to Suicide	2	2	3	1	2	1	0	0	0	2	1	1	15
Crime Against Property	47	34	33	34	62	41	50	50	47	44	40	37	519
Highway Dacoity	0	1	0	0	0	0	0	0	0	0	0	0	1
Bank Dacoity	0	0	0	0	0	0	0	0	0	0	0	0	0
Petrol Pump Dacoity	0	0	0	0	0	0	0	0	0	0	0	0	0
Other Dacoity	0	0	0	0	0	0	0	1	1	0	0	0	2
Highway Robbery	0	0	0	0	0	0	0	0	0	1	0	0	1
Bank Robbery	0	0	0	0	0	0	0	0	0	0	0	0	0
Pet. Pump Robbery	0	0	0	0	0	0	0	0	0	0	0	0	0
Other Robbery	5	4	4	2	9	2	10	3	3	3	4	2	51
Burglary	15	9	17	16	22	16	20	25	21	27	17	20	225
Cattle Theft	3	4	2	1	5	4	4	5	4	2	1	0	35
M.V. Theft/Snatching	15	8	8	8	16	18	11	8	13	5	13	12	135
Other Theft	9	8	2	7	10	1	5	8	5	6	5	3	69
Traffic Accidents	23	21	27	38	45	45	41	31	42	26	36	31	406
Fatal Accidents	8	2	6	15	10	15	10	10	10	9	11	14	120
Non Fatal Accidents	15	19	21	23	35	30	31	21	32	17	25	17	286
Miscellaneous	185	155	137	162	187	196	207	174	169	179	141	137	2029
Total PPC Crime	356	302	280	339	424	447	488	428	381	400	320	317	4482
Local & Special Laws	109	108	101	151	134	89	88	92	96	109	108	97	1282
Arms Act	19	19	22	20	21	17	24	18	19	19	18	26	242
Prohibition Order	59	67	61	49	68	34	53	60	51	62	75	53	692
Other Local & Special Laws	31	22	18	82	45	38	11	14	26	28	15	18	348
Total Recorded Crime	465	410	381	490	558	536	576	520	477	509	428	414	5764

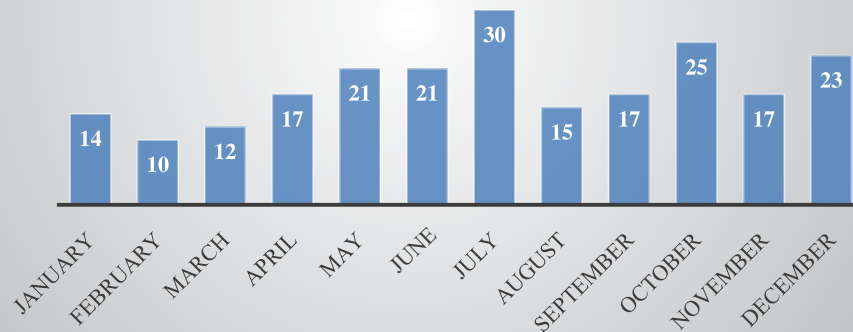
Graphical Representation of AJ&K Crime Statistics(Month wise)-2015



AJ&K - Murder Statistics (Month Wise)-2015



AJ&K - Attempt to Murder Statistics (Month Wise)-2015



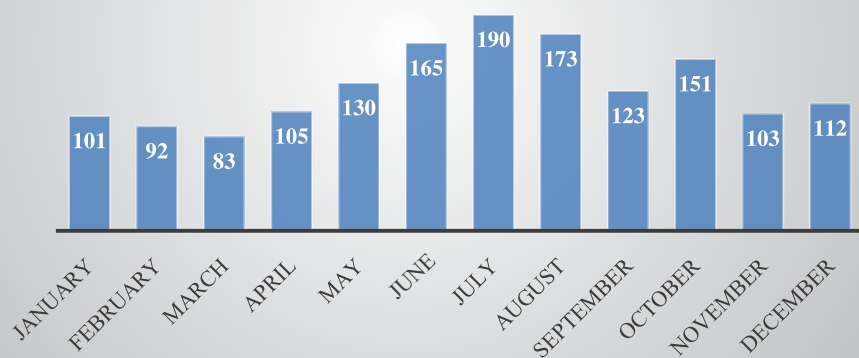
AJ&K - Zina Statistics (Month Wise)-2015



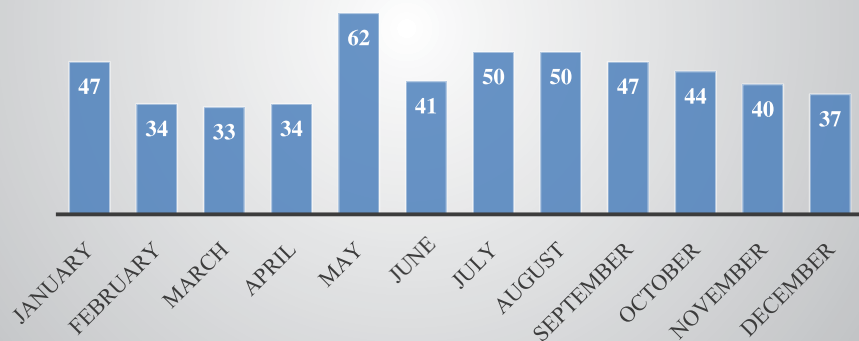
AJ&K - Gang Rape Statistics (Month Wise)-2015



AJ&K - Crime Against Person Statistics (Month Wise)-2015



AJ&K - Crime Against Property Statistics (Month Wise)-2015

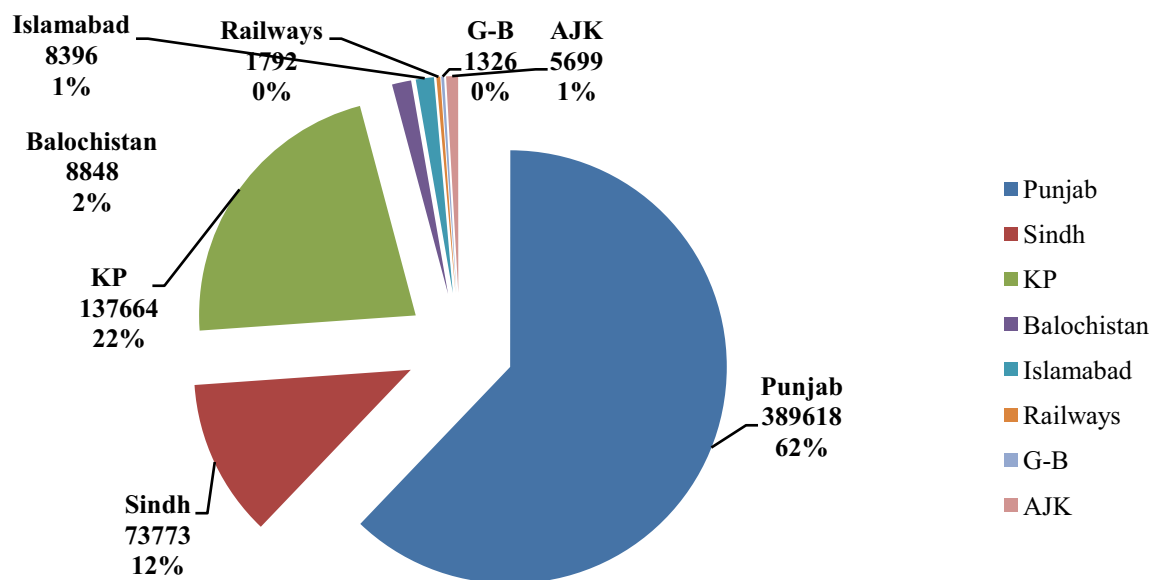


Reported Crime Statistics 2014

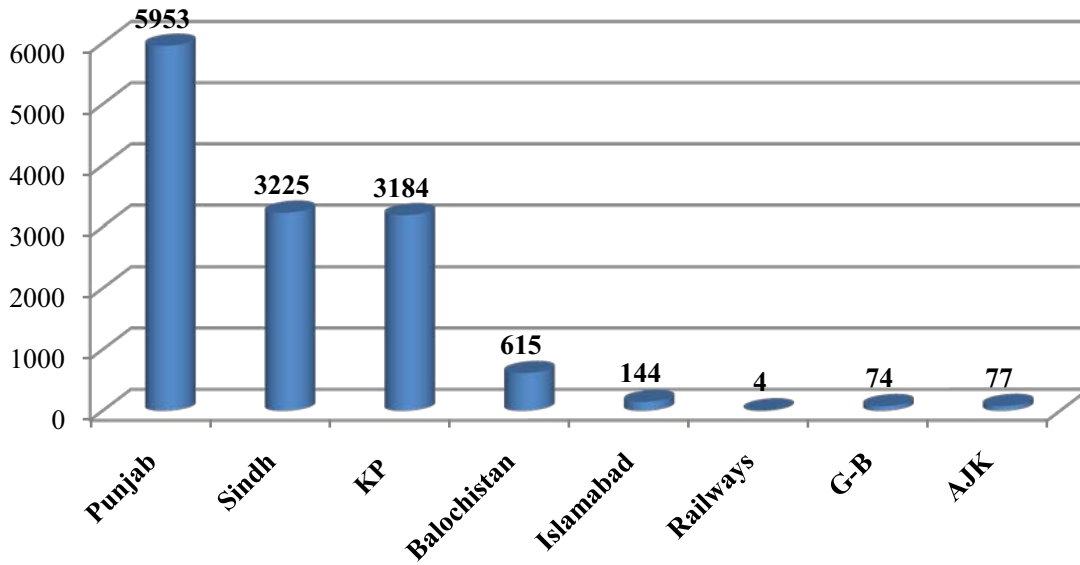
National - Crime Statistics (Province Wise)-2014

offence	Punjab	Sindh	KPK	Balochistan	Islamabad	Railways	G-B	AJK	Total
Crime Against Person	52131	19032	11724	2682	1142	37	421	1598	88767
Murder	5953	3225	3184	615	144	4	74	77	13276
Attempt to Murder	7204	3017	3281	465	164	6	109	253	14499
Hurt	18375	2102	2998	883	420	3	54	379	25214
Rioting	53	2875	19	225	22	8	78	457	3737
Assault on Public Servant	2841	4534	358	191	99	11	60	124	8218
Zina	2734	191	133	19	162	0	4	42	3285
Gang Rape	263	35	11	0	17	0	0	3	329
Kidnapping/Abduction	14166	2757	1181	235	88	4	25	244	18700
Kidnapping for Ransom	81	190	96	33	10	1	0	0	411
Suicide	15	54	51	1	0	0	11	0	132
Attempt to Suicide	446	52	412	15	16	0	6	19	966
Crime Against Property	87933	18039	3297	1652	2726	353	211	552	114763
Highway Dacoity	48	64	2	5	0	0	0	1	120
Bank Dacoity	13	23	2	5	2	0	0	0	45
Petrol Pump Dacoity	22	4	0	0	1	0	0	0	27
Other Dacoity	1901	1229	73	57	53	1	7	3	3324
Highway Robbery	346	83	11	3	0	0	2	4	449
Bank Robbery	12	11	4	4	0	0	0	0	31
Pet. Pump Robbery	89	19	0	3	3	0	0	1	115
Other Robbery	13361	3320	184	192	376	3	16	60	17512
Burglary	14206	1387	778	143	384	0	49	203	17150
Cattle Theft	6685	504	100	69	27	21	19	34	7459
M.V. Theft/Snatching	21072	8685	1090	913	1300	3	52	128	33243
Other Theft	30178	2710	1053	258	580	325	66	118	35288
Traffic Accidents	4277	835	3185	317	214	238	123	451	9640
Fatal Accidents	2085	542	896	166	101	0	32	133	3955
Non Fatal Accidents	2192	293	2289	151	113	238	91	318	5685
Miscellaneous	115264	15204	42111	1628	2500	205	302	1782	178996
Total PPC Crime	259605	53110	60317	6279	6582	822	1057	4383	392155
Local & Special Laws	130013	20663	77347	2569	1814	970	269	1316	234961
Arms Act	48168	11618	26803	1003	831	27	205	253	88908
Prohibition Order	52383	7361	33604	949	667	75	60	857	95956
Other Local & Special Laws	29462	1684	16940	617	316	868	4	206	50097
Total Recorded Crime	389618	73773	137664	8848	8396	1792	1326	5699	627116

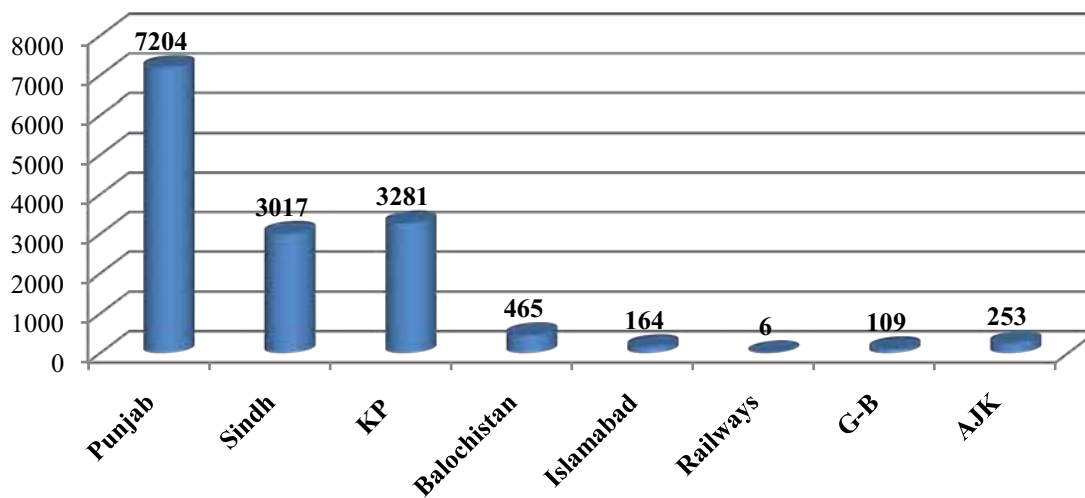
Graphical Representation of National Crime Statistics (Province/territory wise)-2014



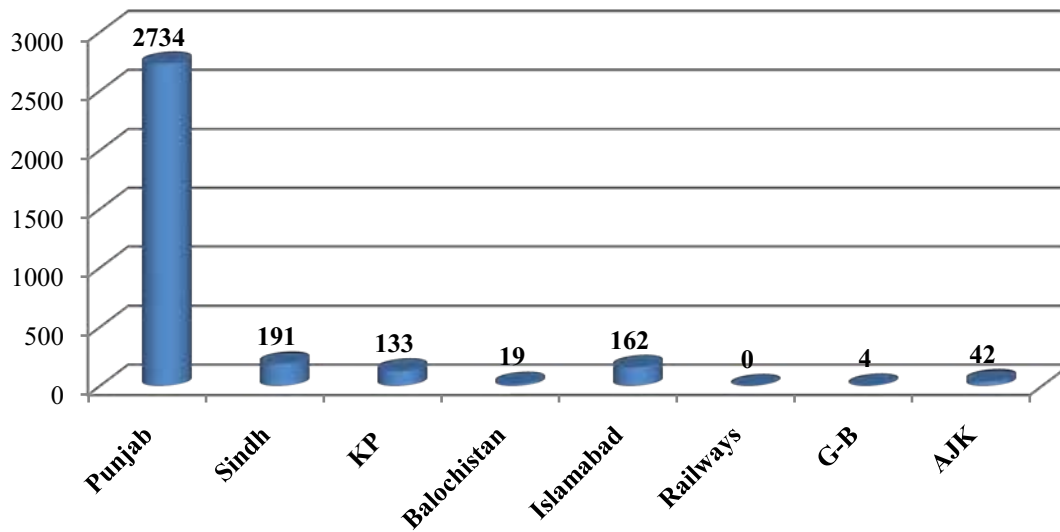
Murder cases-2014



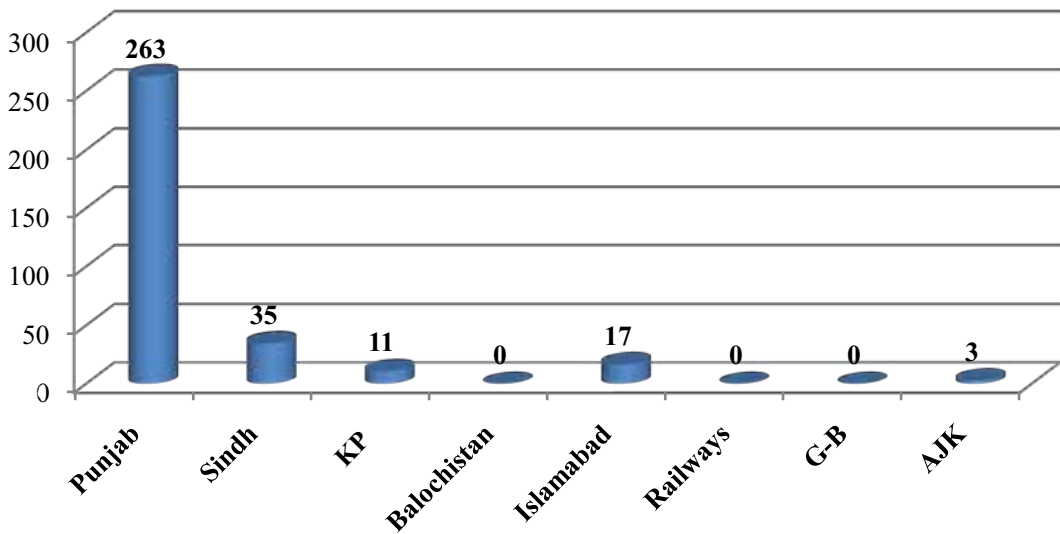
Attempt to murder cases-2014



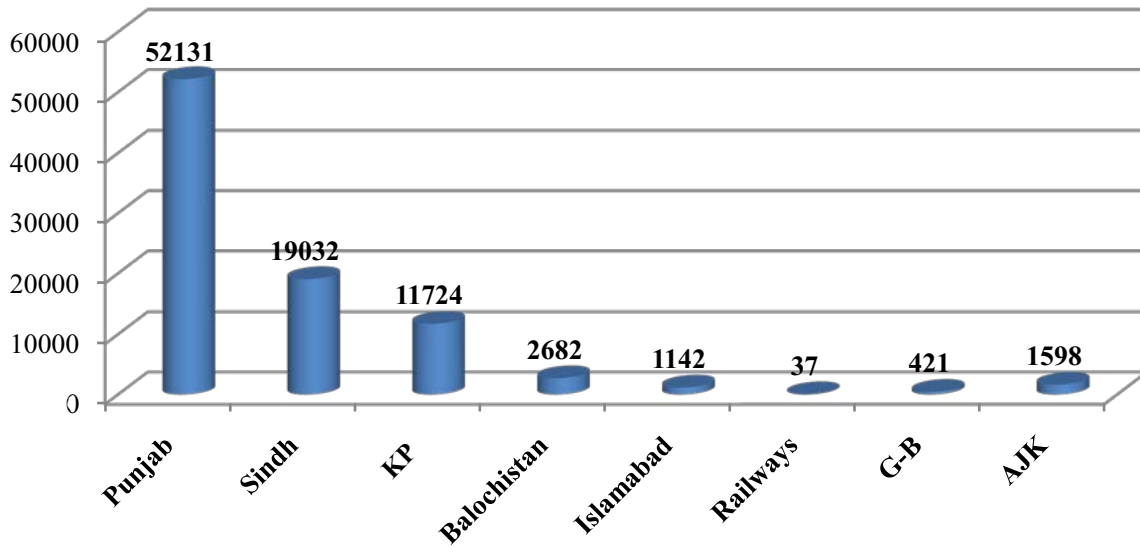
Zina cases-2014



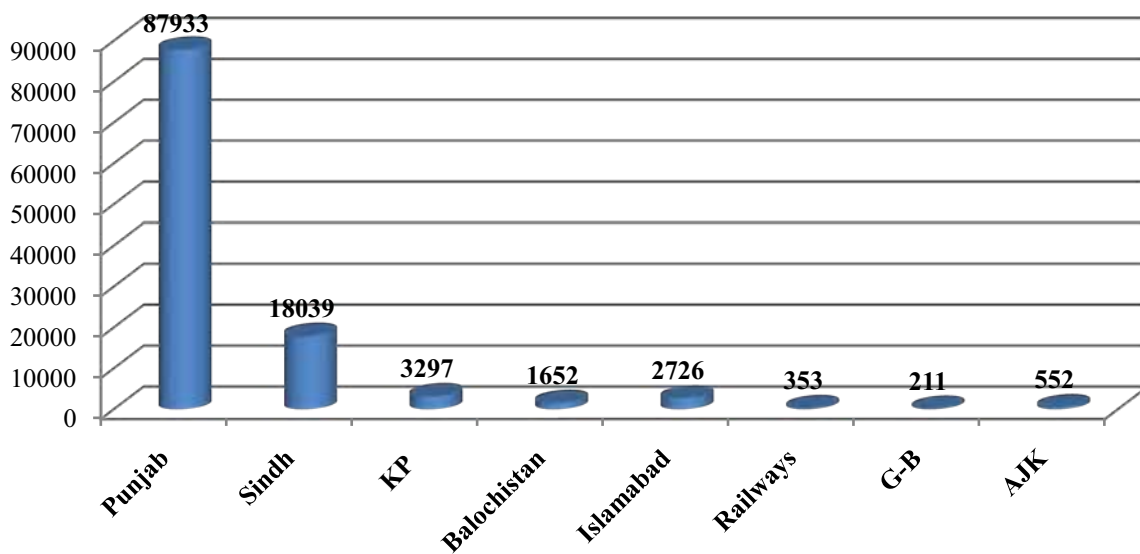
Gang Rape Cases-2014



"Crime Against Person"-2014



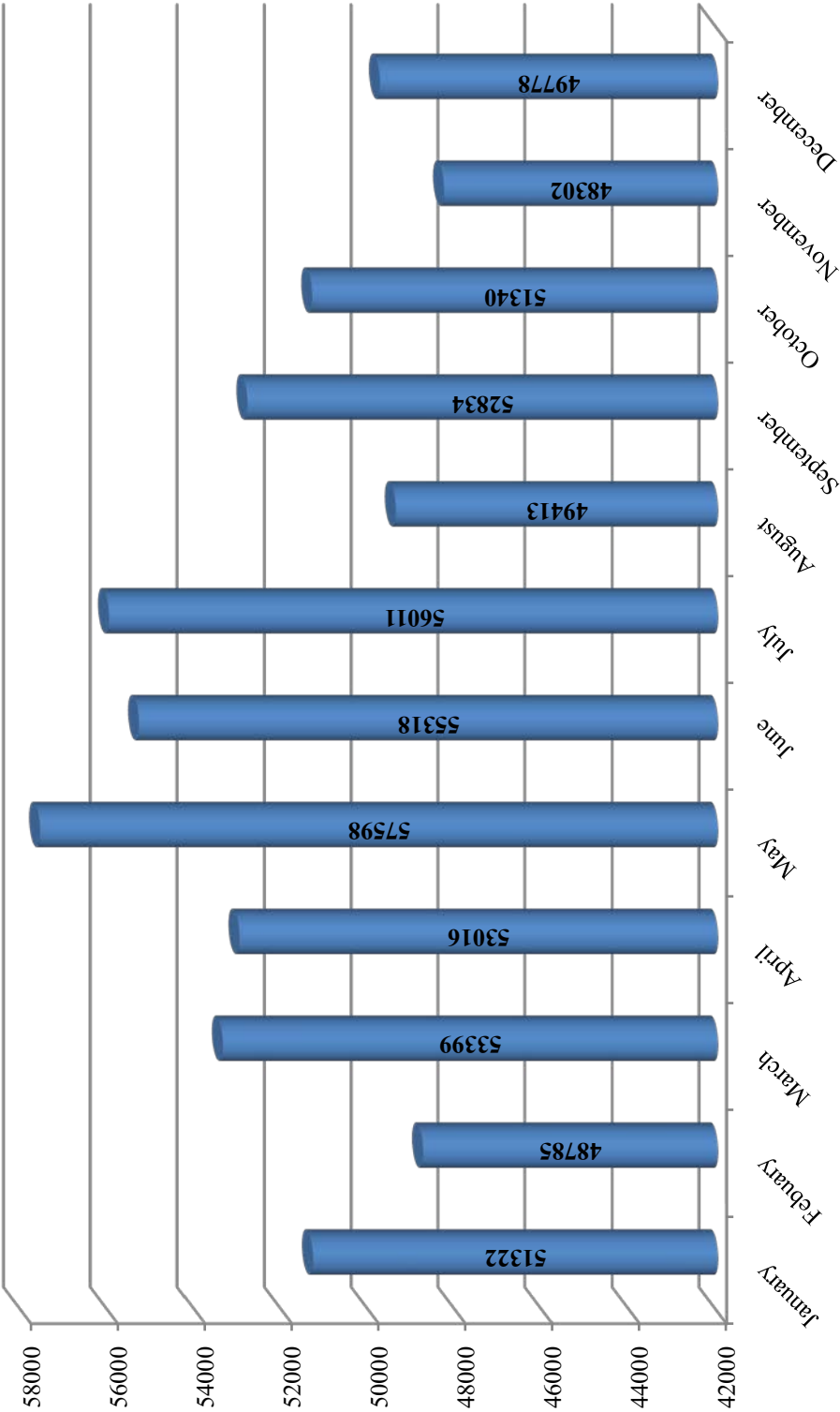
"Crime Against Property" - 2014



National - Crime Statistics (Month Wise)-2014

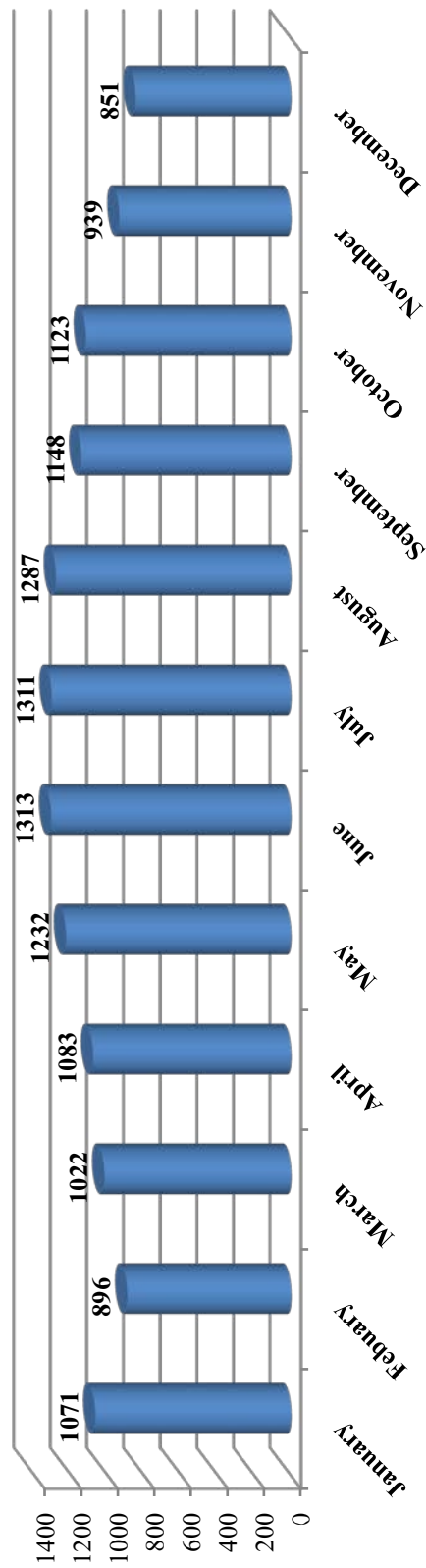
offence	January	February	March	April	May	Jun	July	August	September	October	November	December	Total
Crime Against Person	6101	5768	6756	7405	8771	9151	9332	8449	7216	8309	6011	5498	88767
Murder	1071	896	1022	1083	1232	1313	1311	1287	1148	1123	939	851	13276
Attempt to Murder	1021	979	1143	1251	1430	1482	1546	1368	1171	1250	992	866	14499
Hurt	1453	1328	1661	1905	2654	2901	3218	2743	2037	2104	1767	1443	25214
Rioting	251	244	269	317	426	416	465	367	285	257	213	227	3737
Assault on Public Servant	595	575	645	611	672	643	698	565	587	1625	426	576	8218
Zina	191	209	285	356	334	349	284	289	301	298	213	176	3285
Gang Rape	14	18	30	35	45	42	28	27	30	18	18	24	329
Kidnapping/Abduction	1394	1421	1584	1724	1817	1849	1652	1666	1519	1509	1329	1236	18700
Kidnapping for Ransom	37	33	38	33	30	51	39	32	43	32	26	17	411
Suicide	7	11	15	8	13	17	20	14	12	5	4	6	132
Attempt to Suicide	67	54	64	82	118	88	71	91	83	88	84	76	966
Crime Against Property	10997	10099	10059	9886	10014	9387	9104	8461	9977	9344	8630	8805	114763
Highway Dacoity	9	12	9	7	11	8	15	14	8	10	11	6	120
Bank Dacoity	3	4	9	7	2	6	1	3	3	3	3	1	45
Petrol Pump Dacoity	2	3	1	5	4	4	0	1	0	2	4	1	27
Other Dacoity	320	279	293	289	321	304	250	249	255	245	271	248	3324
Highway Robbery	38	36	40	50	43	44	47	46	33	31	20	21	449
Bank Robbery	3	2	3	5	7	1	1	2	3	1	2	1	31
Pet. Pump Robbery	9	13	12	11	11	21	6	5	4	8	9	6	115
Other Robbery	1649	1573	1589	1519	1566	1400	1369	1338	1507	1420	1284	1298	17512
Burglary	1685	1498	1521	1442	1283	1392	1273	1455	1434	1411	1323	1433	17150
Cattle Theft	740	665	669	668	593	686	588	574	635	579	486	576	7459
M.V. Theft/Snatching	3291	3079	2720	2776	2840	2595	2685	2127	3236	2795	2545	2554	33243
Other Theft	3248	2935	3193	3107	3333	2926	2869	2647	2859	2839	2672	2660	35288
Traffic Accidents	793	656	704	798	824	901	839	795	774	972	786	798	9640
Fatal Accidents	337	255	296	315	319	375	326	327	325	396	355	329	3955
Non Fatal Accidents	456	401	408	483	505	526	513	468	449	576	431	469	5685
Miscellaneous	15320	13268	15541	15340	17118	17361	16920	13330	14389	12684	14238	13487	178996
Total PPC Crime	33211	29791	33060	33429	36727	36789	36195	31035	32356	31309	29665	28588	392155
Local & Special Laws	18111	18994	20339	19587	20871	18529	19816	18378	20478	20031	18637	21190	234961
Arms Act	7284	7103	7326	7450	7591	7460	7314	7223	7652	7381	6885	8239	88908
Prohibition Order	8073	7830	9355	8304	9028	7692	6167	7537	7965	8135	7293	8577	95956
Other Local & Special Laws	2754	4061	3658	3833	4252	3377	6335	3618	4861	4515	4459	4374	50097
Total Recorded Crime	51322	48785	53399	53016	57598	55318	56011	49413	52834	51340	48302	49778	627116

Graphical Representation of National Crime Statistics (Month wise)-2014



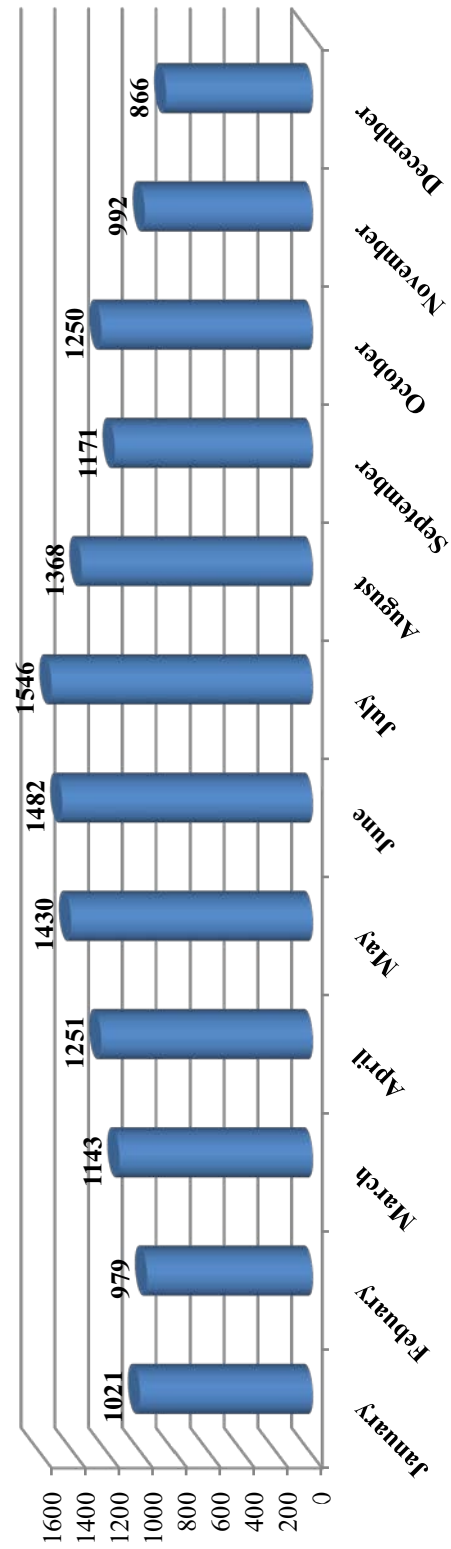
Murder cases-2014

(Monthwise Breakdown for whole country)

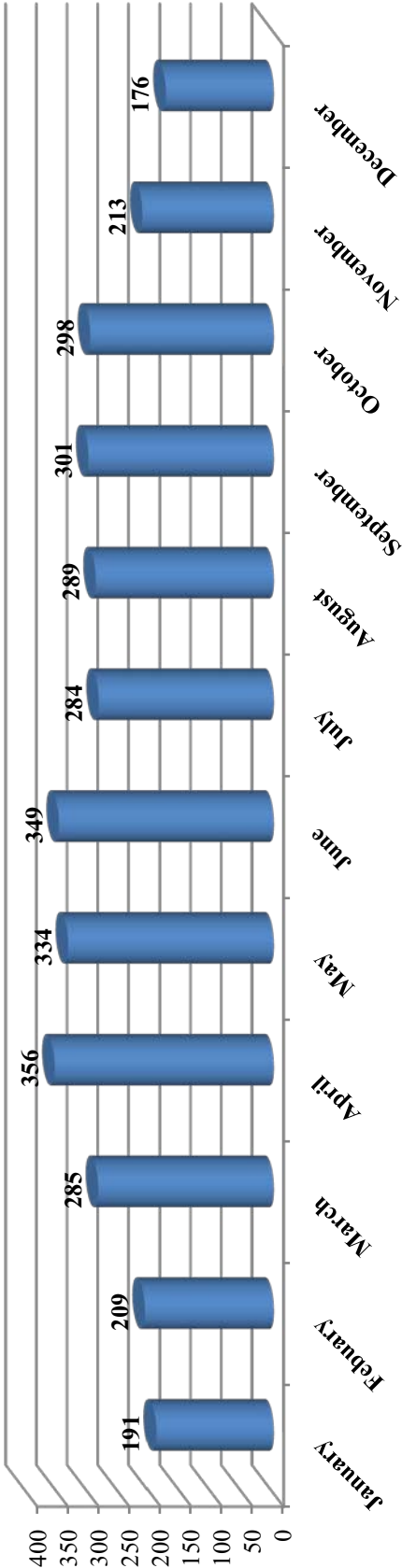


Attempt to Murder cases-2014

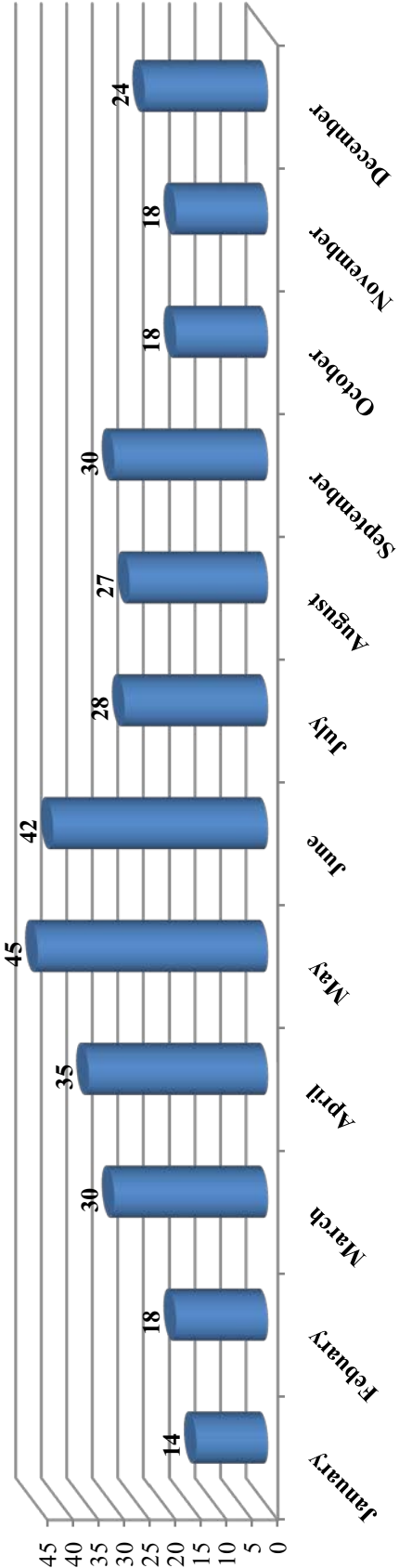
(Monthwise breakdown for whole country)



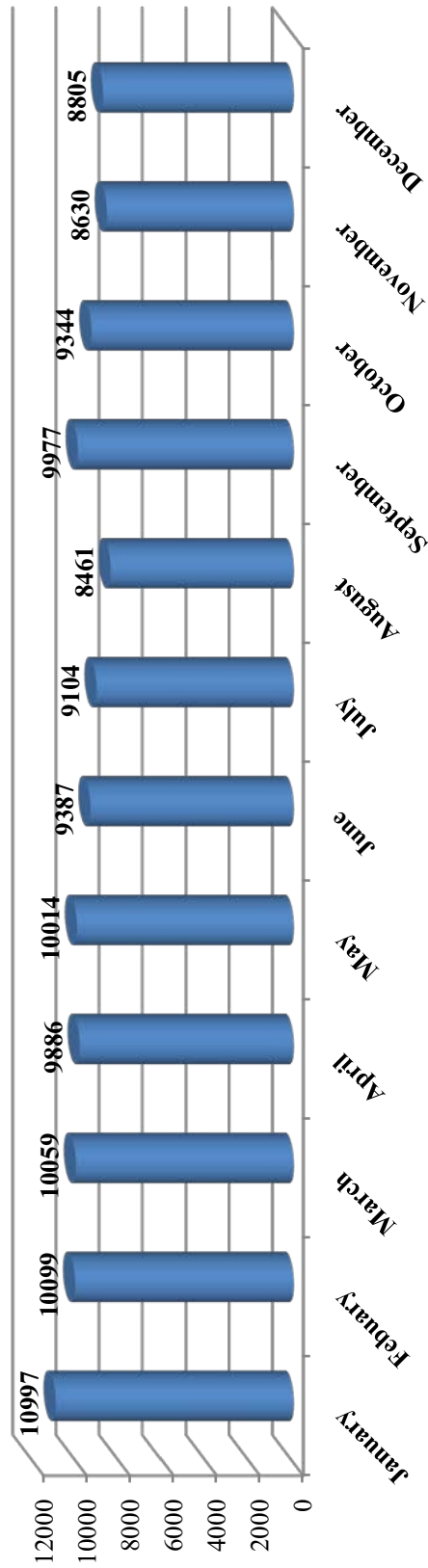
Zina Cases-2014
(Monthwise breakdown for the whole country)



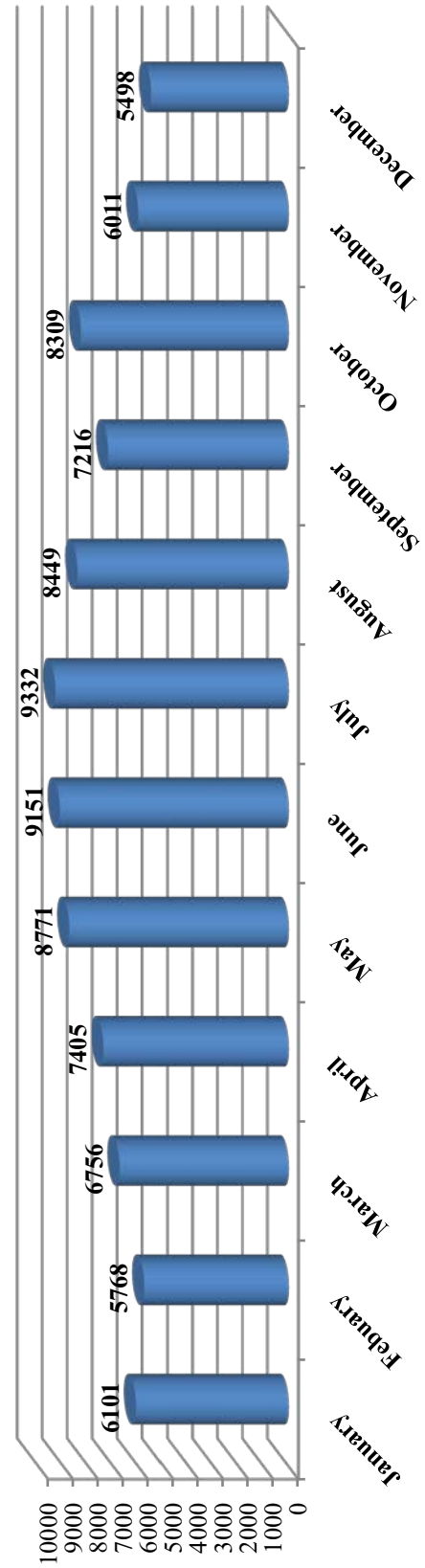
Gang Rape cases-2014
(Monthwise breakdown for the whole country)



"Crime Against Property" - 2014



"Crime Against Person" -2014

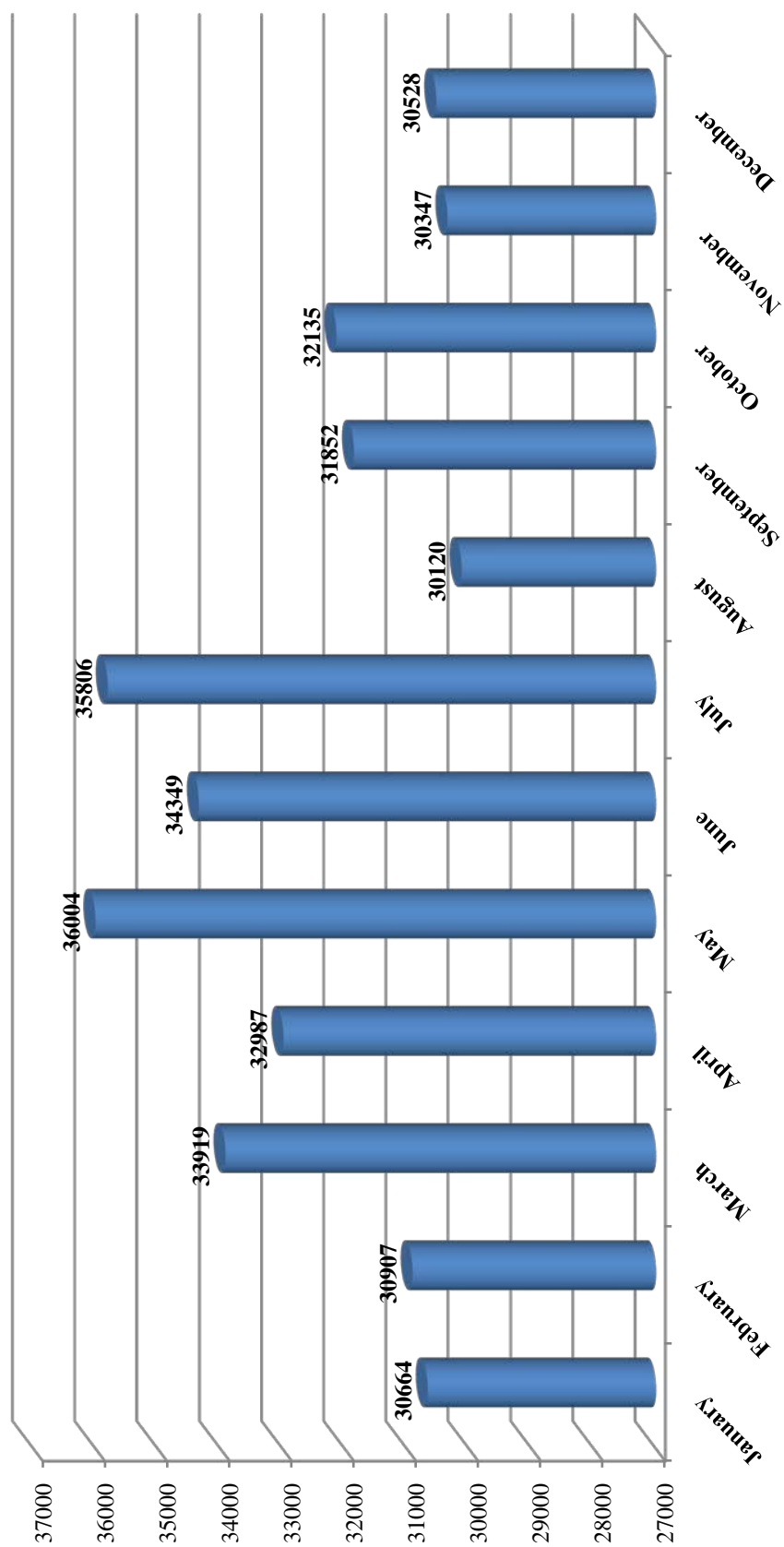


Province/Territory Wise Reported Crime 2014

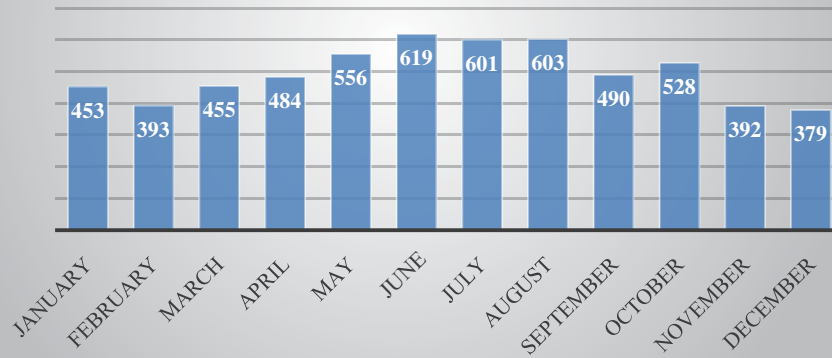
PUNJAB- Crime Statistics (Month Wise)-2014

offence	January	February	March	April	May	Jun	July	August	September	October	November	December	Total
Crime Against Person	3450	3277	3946	4354	5146	5523	5372	5049	4076	5374	3485	3079	52131
Murder	453	393	455	484	556	619	601	603	490	528	392	379	5953
Attempt to Murder	512	478	594	661	688	753	689	687	575	623	499	445	7204
Hurt	1070	950	1239	1354	1963	2156	2271	2065	1447	1543	1295	1022	18375
Rioting	5	2	3	3	5	4	8	6	2	5	4	6	53
Assault on Public Servant	151	139	153	159	178	163	188	125	130	1238	110	107	2841
Zina	151	177	241	299	272	292	252	243	252	246	167	142	2734
Gang Rape	8	11	25	32	33	40	23	21	28	15	13	14	263
Kidnapping/Abduction	1058	1084	1207	1308	1375	1446	1294	1251	1111	1132	972	928	14166
Kidnapping for Ransom	7	11	6	4	5	11	7	7	8	6	7	2	81
Suicide	1	4	1	0	1	3	1	0	2	1	1	0	15
Attempt to Suicide	34	28	22	50	70	36	38	41	31	37	25	34	446
Crime Against Property	8633	8012	7728	7584	7702	7185	7020	6265	7247	7315	6573	6669	87933
Highway Dacoity	3	7	3	2	4	4	4	5	2	5	6	3	48
Bank Dacoity	1	0	1	1	1	3	1	3	0	1	0	1	13
Petrol Pump Dacoity	2	3	0	4	4	1	0	1	0	2	4	1	22
Other Dacoity	207	170	177	168	161	169	131	137	139	146	149	147	1901
Highway Robbery	22	27	30	45	31	37	37	36	30	26	10	15	346
Bank Robbery	1	0	0	2	1	1	1	2	2	1	1	0	12
Pet. Pump Robbery	8	10	9	6	11	21	4	3	2	6	6	3	89
Other Robbery	1279	1238	1220	1128	1178	1050	1030	1027	1157	1128	960	966	13361
Burglary	1416	1258	1270	1195	1066	1175	1065	1189	1157	1141	1089	1185	14206
Cattle Theft	654	594	600	615	528	634	522	513	571	523	419	512	6685
M.V. Theft/Snatching	2307	2137	1684	1745	1854	1580	1752	1165	1782	1885	1634	1547	21072
Other Theft	2733	2568	2734	2673	2863	2510	2473	2184	2405	2451	2295	2289	30178
Traffic Accidents	350	304	340	383	369	379	332	335	343	448	322	372	4277
Fatal Accidents	178	145	163	173	173	184	163	169	185	212	169	171	2085
Non Fatal Accidents	172	159	177	210	196	195	169	166	158	236	153	201	2192
Miscellaneous	8539	8410	10607	10202	11397	11184	11608	8663	8952	7816	9483	8403	115264
Total PPC Crime	20972	20003	22621	22523	24614	24271	24332	20312	20618	20953	19863	18523	259605
Local & Special Laws	9692	10904	11298	10464	11390	10078	11474	9808	11234	11182	10484	12005	130013
Arms Act	3651	3897	4135	3809	3877	3962	3897	3807	3986	4187	3971	4989	48168
Prohibition Order	4472	4356	5095	4583	4807	4202	3778	3769	4051	4384	3838	5048	52383
Other Local & Special Laws	1569	2651	2068	2072	2706	1914	3799	2232	3197	2611	2675	1968	29462
Total Recorded Crime	30664	30907	33919	32987	36004	34349	35806	30120	31852	32135	30347	30528	389618

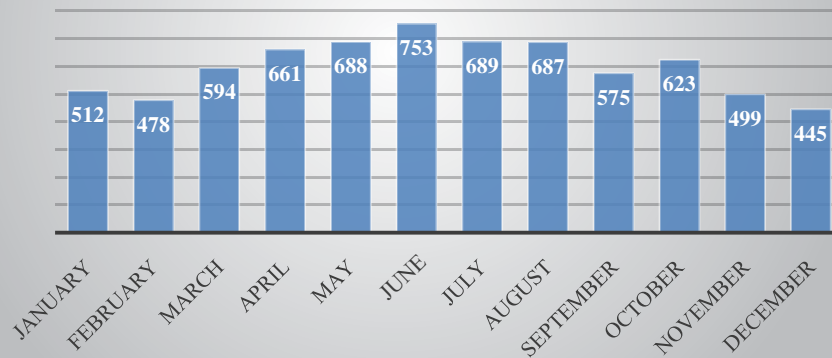
Graphical Representation of Punjab Crime Statistics(Month wise)-2014



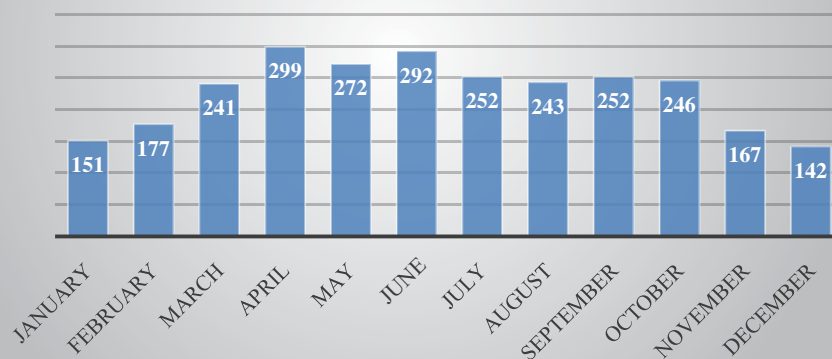
PUNJAB-Murder Statistics (Month Wise)-2014



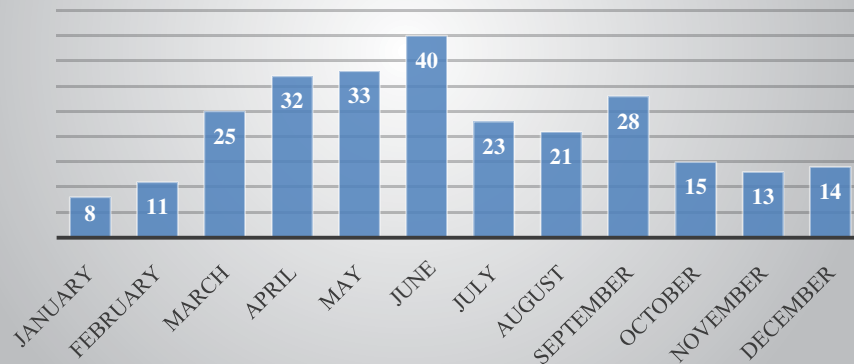
PUNJAB-Attempt to Murder Statistics (Month Wise) -2014



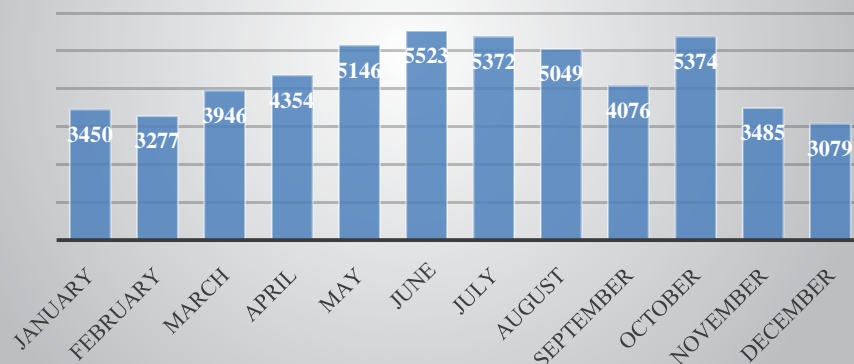
PUNJAB-Zina Statistics (Month Wise) -2014



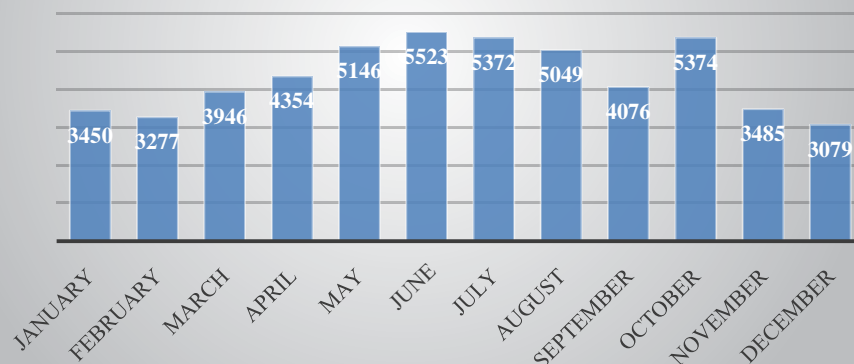
PUNJAB- Gang Rape Statistics (Month Wise)-2014



PUNJAB-Crime Against Person Statistics (Month Wise)-2014



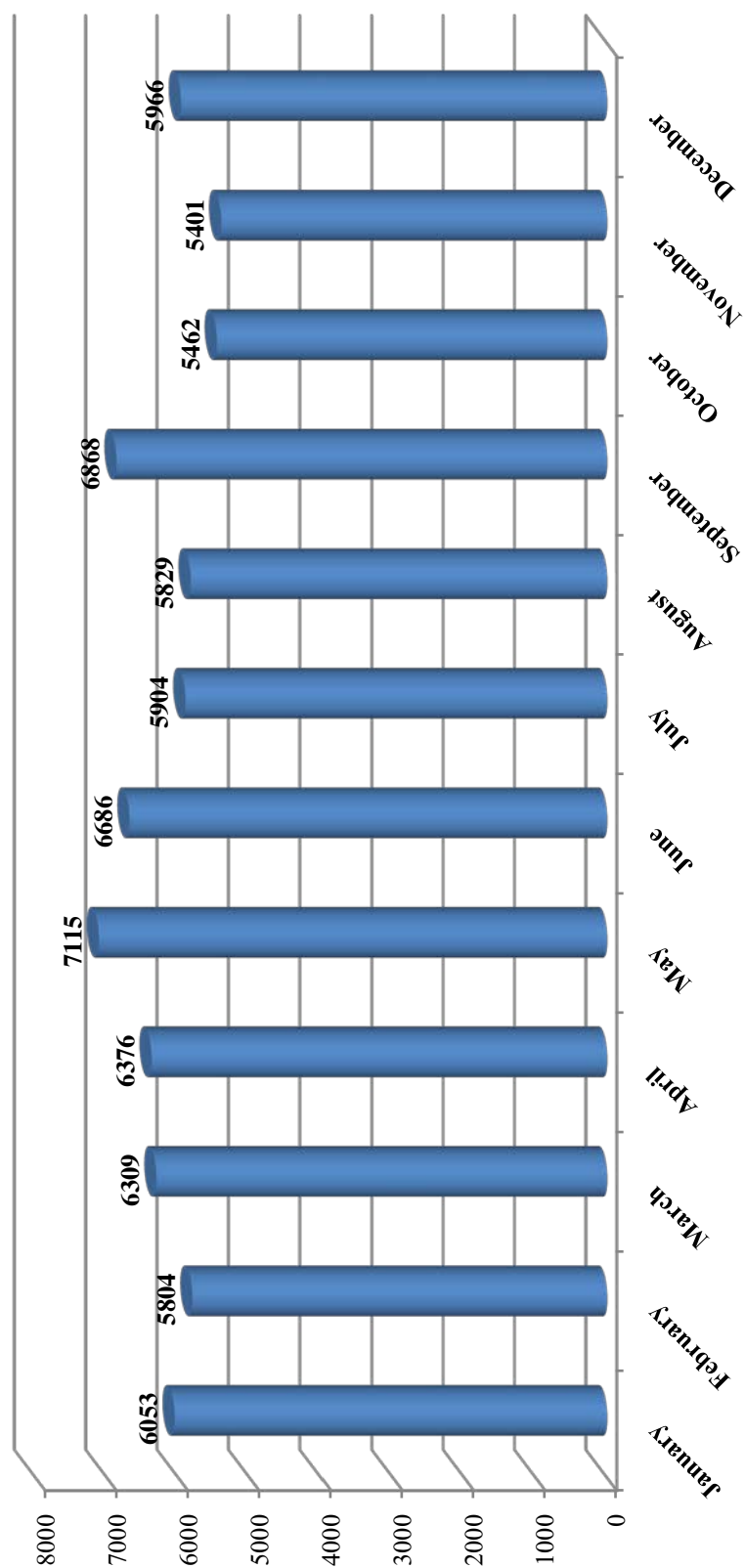
PUNJAB-Crime Against Property Statistics (Month Wise)-2014



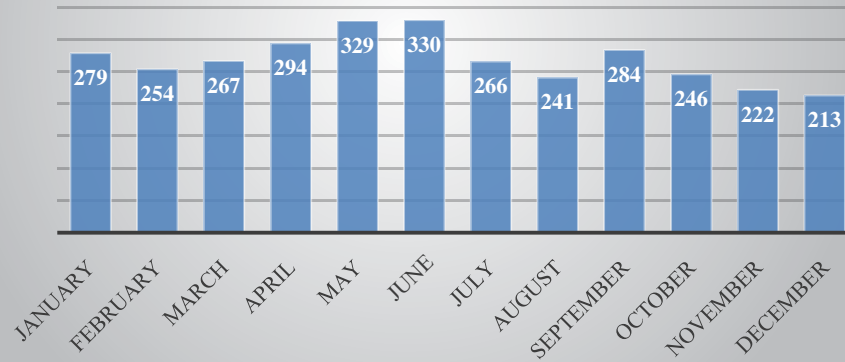
SINDH Crime Statistics (Month Wise)-2014

offence	January	February	March	April	May	Jun	July	August	September	October	November	December	Total
Crime Against Person	1468	1386	1538	1711	2025	1870	1706	1636	1624	1476	1238	1354	19032
Murder	279	254	267	294	329	330	266	241	284	246	222	213	3225
Attempt to Murder	227	213	244	277	367	308	252	254	238	258	193	186	3017
Hurt	125	112	129	200	252	241	227	164	178	191	141	142	2102
Rioting	203	198	221	243	347	307	298	282	226	199	163	188	2875
Assault on Public Servant	385	375	416	378	399	406	411	381	398	318	267	400	4534
Zina	10	16	15	22	20	17	15	17	24	15	11	9	191
Gang Rape	4	3	1	3	10	1	4	1	1	1	1	5	35
Kidnapping/Abduction	209	199	219	267	274	232	203	264	246	229	222	193	2757
Kidnapping for Ransom	17	10	15	16	16	23	18	18	18	14	13	12	190
Suicide	5	4	6	3	5	3	9	9	7	1	1	1	54
Attempt to Suicide	4	2	5	8	6	2	3	5	4	4	4	5	52
Crime Against Property	1544	1381	1566	1577	1588	1540	1395	1450	1895	1280	1370	1453	18039
Highway Dacoity	6	5	5	5	6	3	10	9	5	5	2	3	64
Bank Dacoity	2	3	5	2	1	2	0	0	3	2	3	0	23
Petrol Pump Dacoity	0	0	0	1	0	3	0	0	0	0	0	0	4
Other Dacoity	87	89	94	116	147	121	101	97	98	89	106	84	1229
Highway Robbery	14	9	7	4	10	5	8	8	2	5	5	6	83
Bank Robbery	2	1	1	1	4	0	0	0	1	0	1	0	11
Pet. Pump Robbery	0	3	2	4	0	0	2	1	1	1	3	2	19
Other Robbery	283	259	292	314	301	298	271	267	278	230	254	273	3320
Burglary	130	104	118	112	103	114	107	120	133	119	109	118	1387
Cattle Theft	60	48	52	34	44	36	35	28	43	30	43	51	504
M.V. Theft/Snatching	715	676	748	726	699	726	649	679	1107	598	637	725	8685
Other Theft	245	184	242	258	273	232	212	241	224	201	207	191	2710
Traffic Accidents	79	66	70	66	72	70	72	65	75	55	69	76	835
Fatal Accidents	53	39	43	42	45	47	46	44	49	41	45	48	542
Non Fatal Accidents	26	27	27	24	27	23	26	21	26	14	24	28	293
Miscellaneous	1169	1309	1218	1359	1497	1438	1200	1066	1444	969	1215	1320	15204
Total PPC Crime	4260	4142	4392	4713	5182	4918	4373	4217	5038	3780	3892	4203	53110
Local & Special Laws	1793	1662	1917	1663	1933	1768	1531	1612	1830	1682	1509	1763	20663
Arms Act	1048	970	669	1019	1114	1083	998	946	1095	843	847	986	11618
Prohibition Order	642	562	1098	557	676	533	365	537	611	711	511	558	7361
Other Local & Special Laws	103	130	150	87	143	152	168	129	124	128	151	219	1684
Total Recorded Crime	6053	5804	6309	6376	7115	6686	5904	5829	6868	5462	5401	5966	73773

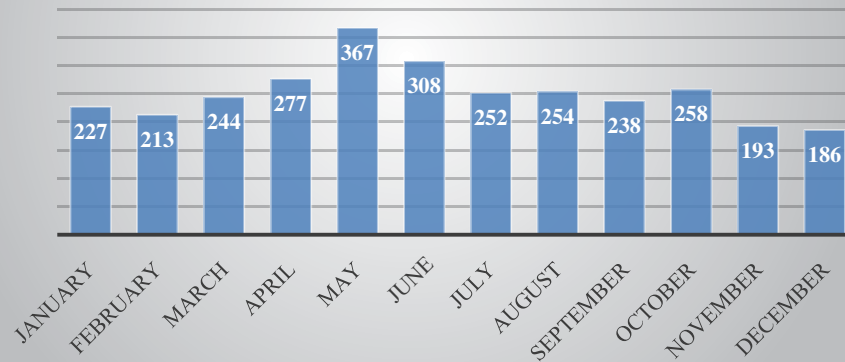
Graphical Representation of Sindh Crime Statistics (Month wise) -2014



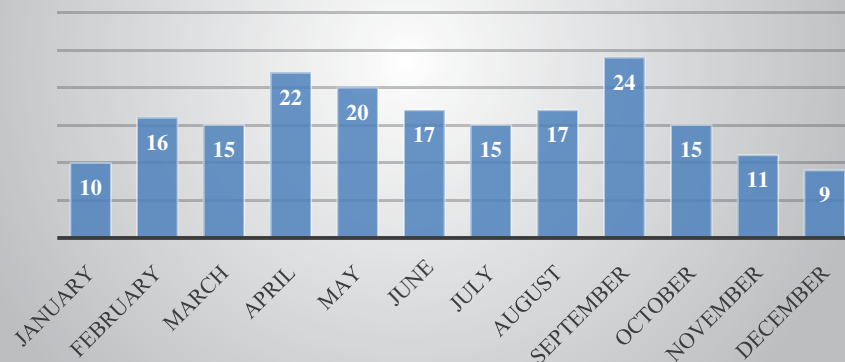
SINDH-Murder Statistics (Month Wise)-2014



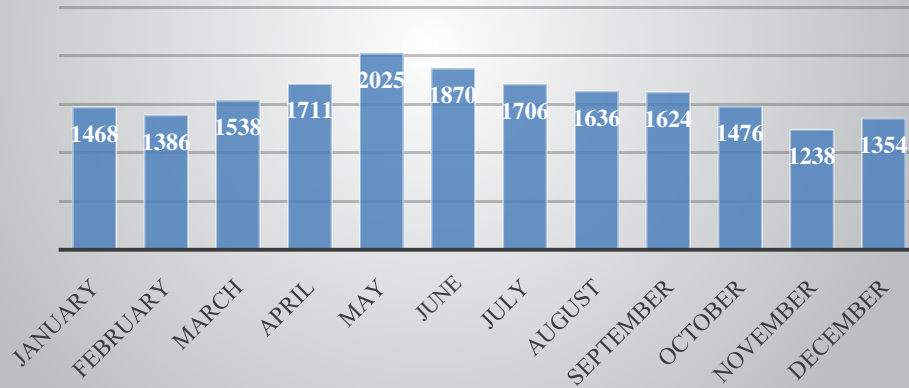
SINDH-Attempt to Murder Statistics (Month Wise)-2014



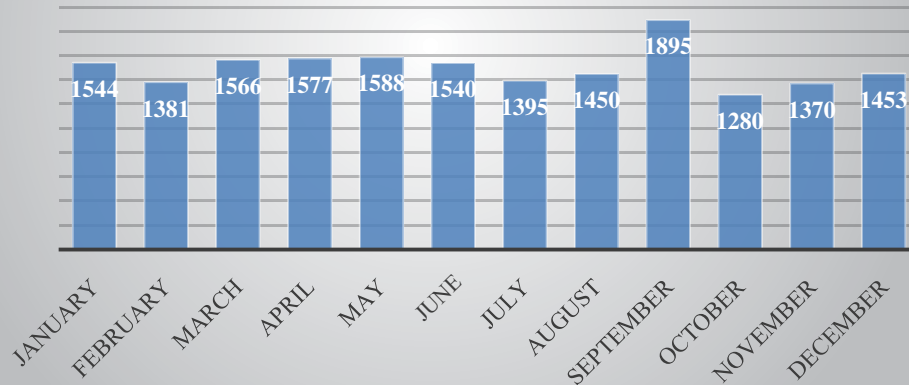
SINDH-Zina Statistics (Month Wise)-2014



SINDH-Crime Against Person Statistics (Month Wise)-2014



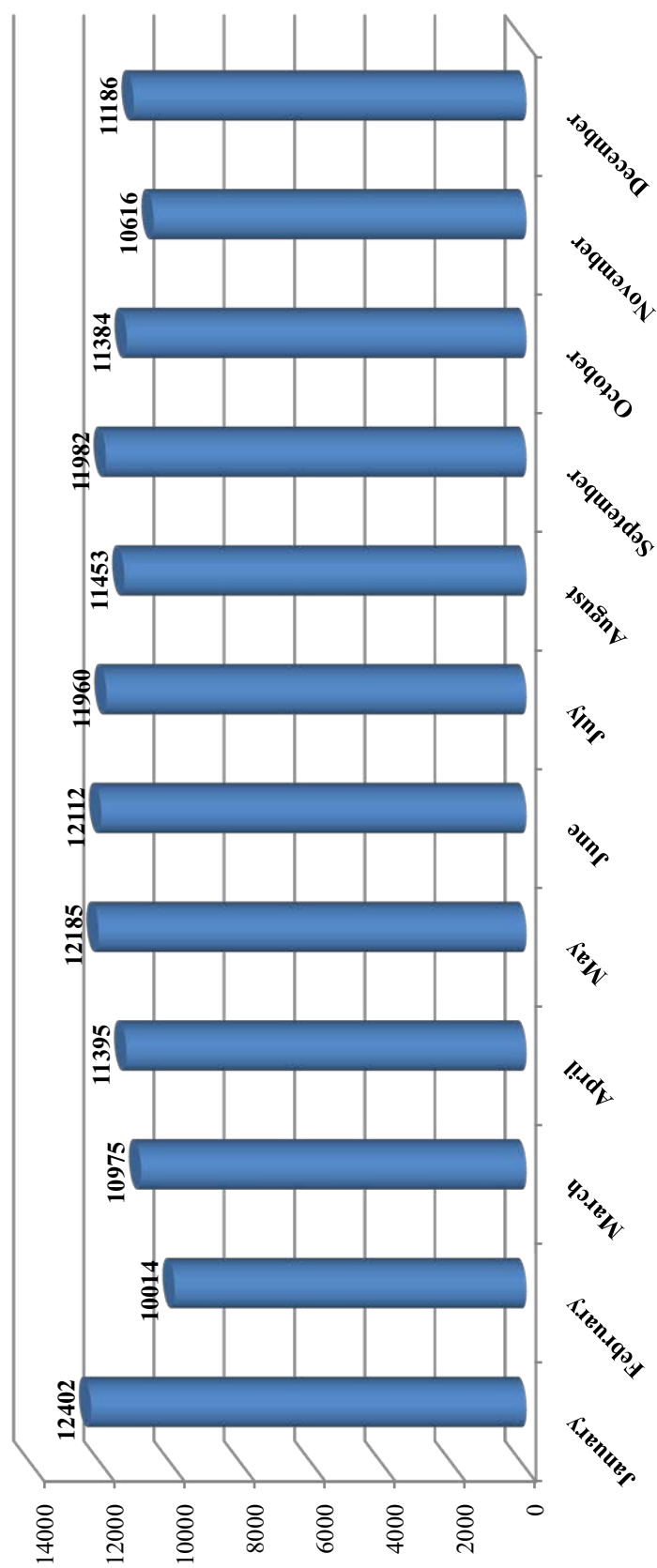
SINDH-Crime Against Property Statistics (Month Wise)-2014



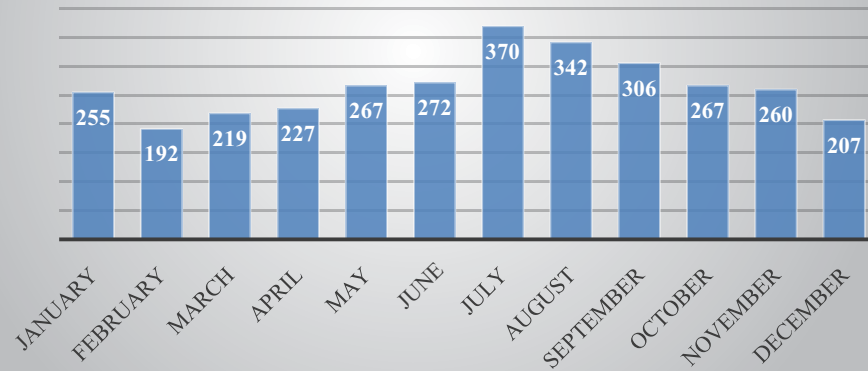
KP Crime Statistics (Month Wise)-2014

offence	January	February	March	April	May	Jun	July	August	September	October	November	December	Total
Crime Against Person	749	733	837	845	1037	1152	1524	1191	1053	1007	894	702	11724
Murder	255	192	219	227	267	272	370	342	306	267	260	207	3184
Attempt to Murder	198	210	230	235	300	324	481	329	280	289	242	163	3281
Hurt	142	172	181	209	254	329	486	322	263	249	216	175	2998
Rioting	1	1	1	4	0	7	1	1	0	1	1	1	19
Assault on Public Servant	25	25	35	25	32	27	47	34	28	33	12	35	358
Zina	9	5	8	10	21	21	6	15	7	14	11	6	133
Gang Rape	1	4	0	0	0	1	0	5	0	0	0	0	11
Kidnapping/Abduction	84	91	114	102	112	106	97	96	110	99	94	76	1181
Kidnapping for Ransom	7	11	15	10	5	11	5	5	14	7	6	0	96
Suicide	0	3	6	4	7	7	9	3	2	3	2	5	51
Attempt to Suicide	27	19	28	19	39	47	22	39	43	45	50	34	412
Crime Against Property	264	236	264	262	287	254	259	340	318	276	287	250	3297
Highway Dacoity	0	0	0	0	0	0	0	0	0	0	2	0	2
Bank Dacoity	0	0	1	0	0	1	0	0	0	0	0	0	2
Petrol Pump Dacoity	0	0	0	0	0	0	0	0	0	0	0	0	0
Other Dacoity	7	6	8	2	6	9	7	7	4	4	5	8	73
Highway Robbery	2	0	3	0	1	0	1	2	1	0	1	0	11
Bank Robbery	0	0	1	1	2	0	0	0	0	0	0	0	4
Pet. Pump Robbery	0	0	0	0	0	0	0	0	0	0	0	0	0
Other Robbery	14	15	12	16	19	12	9	14	26	19	16	12	184
Burglary	53	63	55	63	52	58	59	84	77	76	70	68	778
Cattle Theft	9	12	2	7	9	7	13	14	7	7	8	5	100
M.V. Theft/Snatching	91	68	87	90	96	92	83	96	112	82	104	89	1090
Other Theft	88	72	95	83	102	75	87	123	91	88	81	68	1053
Traffic Accidents	252	199	184	230	261	320	326	277	257	343	280	256	3185
Fatal Accidents	71	50	50	61	67	99	83	78	67	103	95	72	896
Non Fatal Accidents	181	149	134	169	194	221	243	199	190	240	185	184	2289
Miscellaneous	5091	3012	3191	3220	3632	4209	3594	3212	3426	3355	3048	3121	42111
Total PPC Crime	6356	4180	4476	4557	5217	5935	5703	5020	5054	4981	4509	4329	60317
Local & Special Laws	6046	5834	6499	6838	6968	6177	6257	6433	6928	6403	6107	6857	77347
Arms Act	2413	2064	2330	2408	2390	2231	2187	2282	2416	2157	1873	2052	26803
Prohibition Order	2693	2670	2920	2918	3336	2767	1880	3057	3122	2749	2733	2759	33604
Other Local & Special Laws	940	1100	1249	1512	1242	1179	2190	1094	1390	1497	1501	2046	16940
Total Recorded Crime	12402	10014	10975	11395	12185	12112	11960	11453	11982	11384	10616	11186	137664

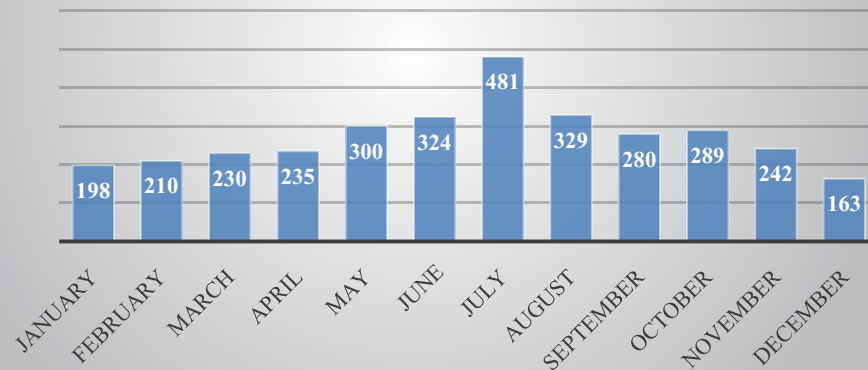
Graphical Representation of KP Crime Statistics(Month wise)-2014



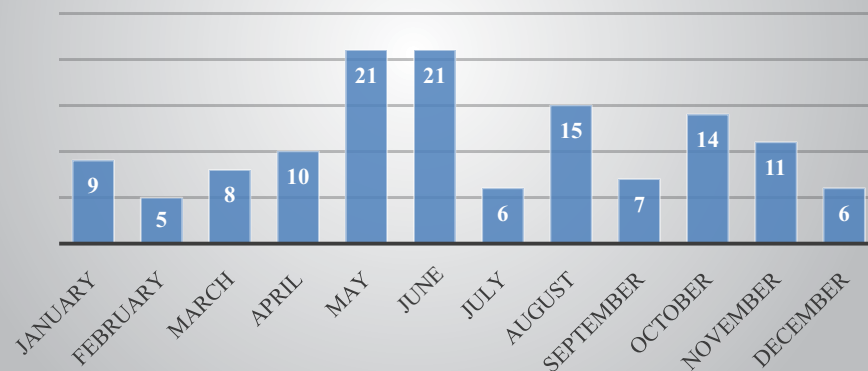
KP-Murder Statistics (Month Wise) -2014



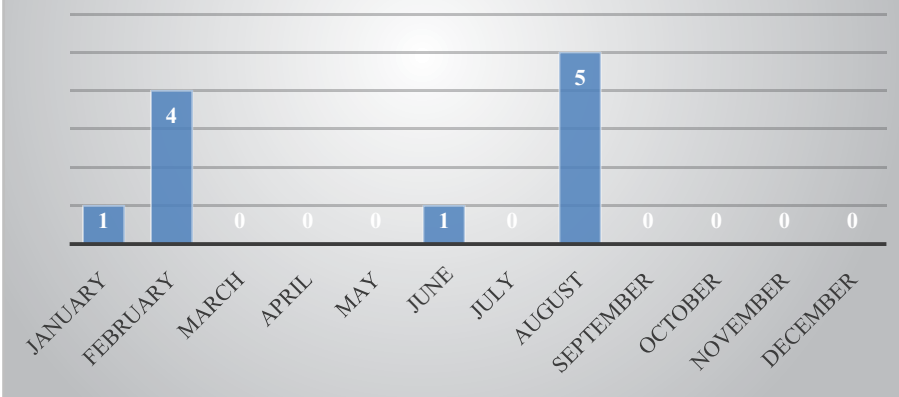
KP-Attempt to Murder Statistics (Month Wise)-2014



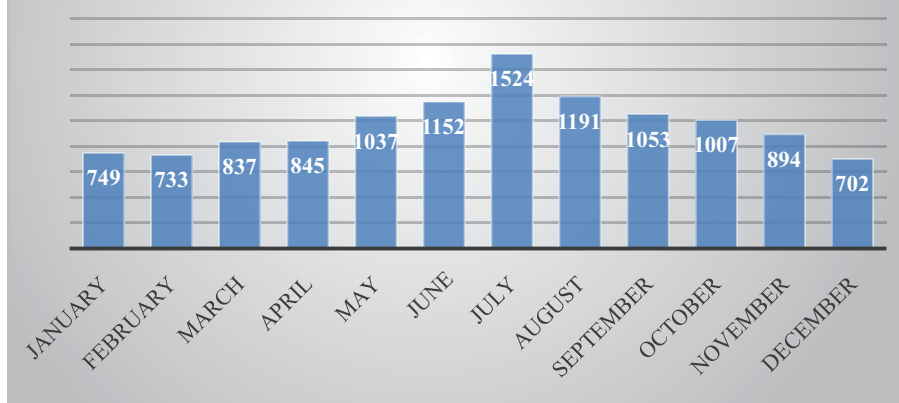
KP-Zina Statistics (Month Wise)-2014



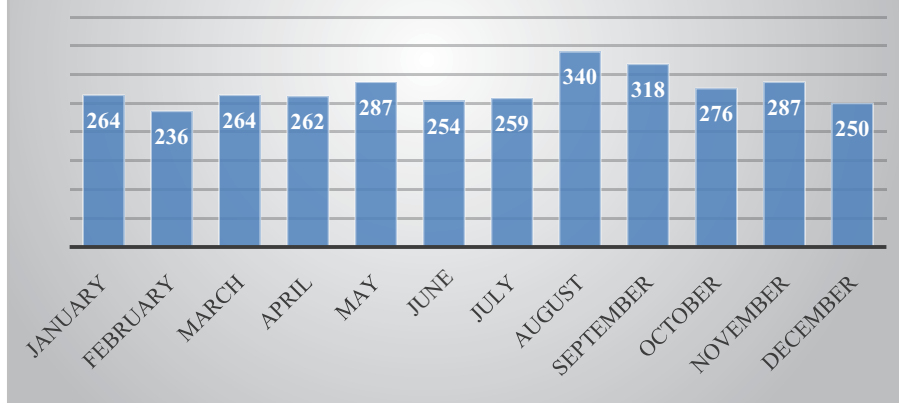
KP-Gang Rape Statistics (Month Wise)-2014



KP-Crime Against Person Statistics (Month Wise)-2014



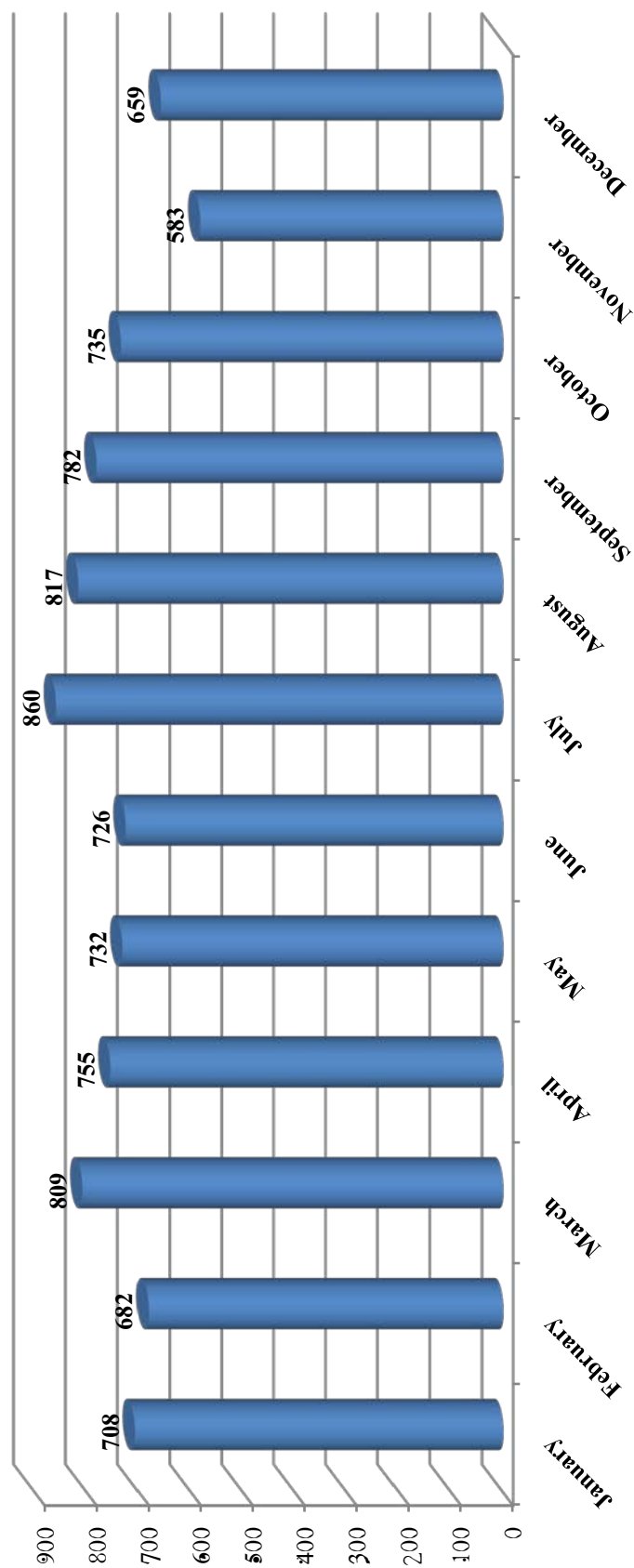
KP-Crime Against Person Statistics (Month Wise)-2014



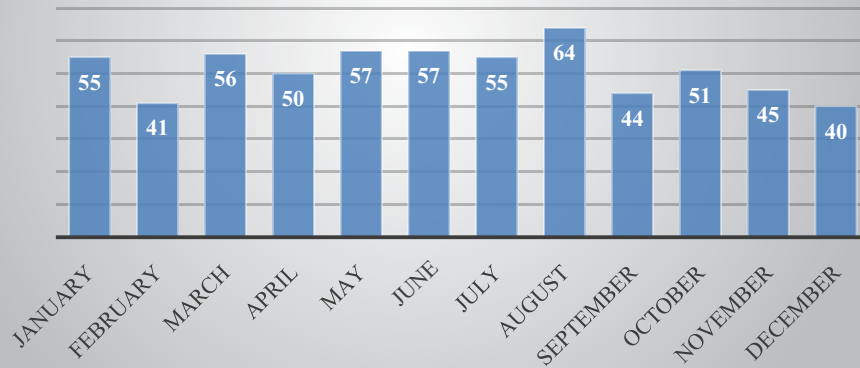
BALOCHISTAN Crime Statistics (Month Wise)-2014

offence	January	February	March	April	May	Jun	July	August	September	October	November	December	Total
Crime Against Person	208	179	215	221	260	271	326	255	202	201	170	174	2682
Murder	55	41	56	50	57	57	55	64	44	51	45	40	615
Attempt to Murder	42	43	44	34	35	46	51	43	31	36	24	36	465
Hurt	56	44	62	81	103	90	116	94	74	60	58	45	883
Rioting	18	8	15	17	15	27	51	18	18	15	8	15	225
Assault on Public Servant	12	19	17	16	25	15	18	14	14	13	16	12	191
Zina	1	0	2	2	2	3	3	2	0	3	1	0	19
Gang Rape	0	0	0	0	0	0	0	0	0	0	0	0	0
Kidnapping/Abduction	18	21	16	19	20	26	26	17	15	19	16	22	235
Kidnapping for Ransom	4	1	1	2	3	5	5	2	3	4	0	3	33
Suicide	0	0	0	0	0	1	0	0	0	0	0	0	1
Attempt to Suicide	2	2	2	0	0	1	1	1	3	0	2	1	15
Crime Against Property	121	110	152	156	110	139	173	152	164	140	94	141	1652
Highway Dacoity	0	0	1	0	1	0	1	0	1	0	1	0	5
Bank Dacoity	0	1	1	3	0	0	0	0	0	0	0	0	5
Petrol Pump Dacoity	0	0	0	0	0	0	0	0	0	0	0	0	0
Other Dacoity	10	3	7	2	5	2	7	3	6	3	6	3	57
Highway Robbery	0	0	0	0	0	1	1	0	0	0	1	0	3
Bank Robbery	0	1	1	1	0	0	0	0	0	0	0	1	4
Pet. Pump Robbery	0	0	0	0	0	0	0	1	1	0	0	1	3
Other Robbery	25	14	14	20	18	16	20	12	15	11	10	17	192
Burglary	10	9	17	20	8	9	5	14	18	10	12	11	143
Cattle Theft	7	6	5	6	1	5	7	5	9	10	3	5	69
M.V. Theft/Snatching	41	56	78	88	63	83	106	95	96	88	47	72	913
Other Theft	28	20	28	16	14	23	26	22	18	18	14	31	258
Traffic Accidents	21	20	26	29	27	35	24	33	31	27	17	27	317
Fatal Accidents	13	12	17	16	10	16	11	14	13	14	14	16	166
Non Fatal Accidents	8	8	9	13	17	19	13	19	18	13	3	11	151
Miscellaneous	133	144	146	151	169	108	119	117	162	131	121	127	1628
Total PPC Crime	483	453	539	557	566	553	642	557	559	499	402	469	6279
Local & Special Laws	225	229	270	198	166	173	218	260	223	236	181	190	2569
Arms Act	83	82	107	86	78	76	109	93	80	72	71	66	1003
Prohibition Order	120	99	101	72	58	53	46	78	90	106	65	61	949
Other Local & Special Laws	22	48	62	40	30	44	63	89	53	58	45	63	617
Total Recorded Crime	708	682	809	755	732	726	860	817	782	735	583	659	8848

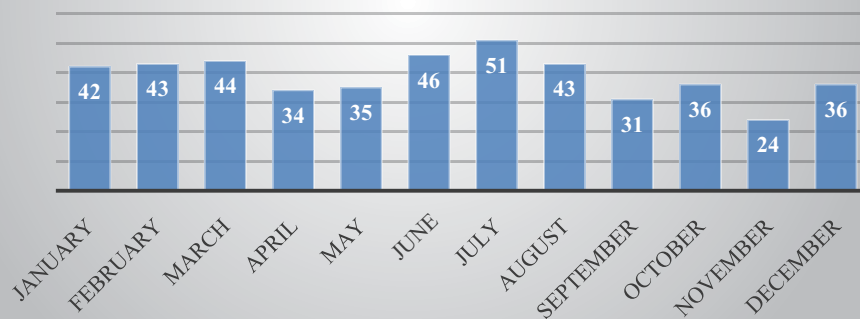
Graphical Representation of Baluchistan Crime Statistics(Month wise)-2014



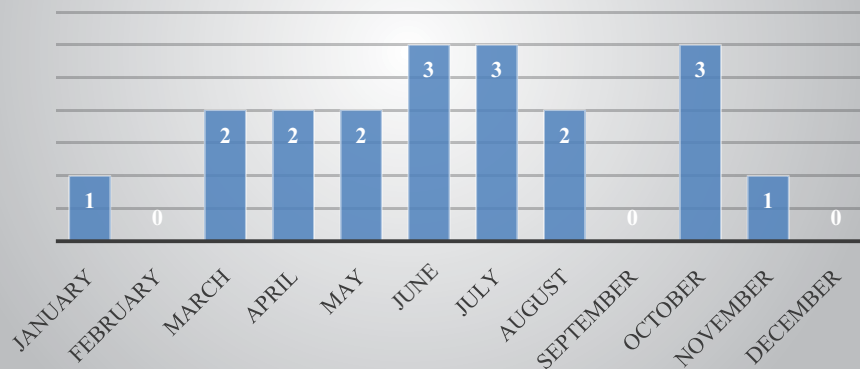
BALUCHISTAN-Murder Statistics (Month Wise)-2014




BALUCHISTAN-Attempt to Murder Statistics (Month Wise)-2014



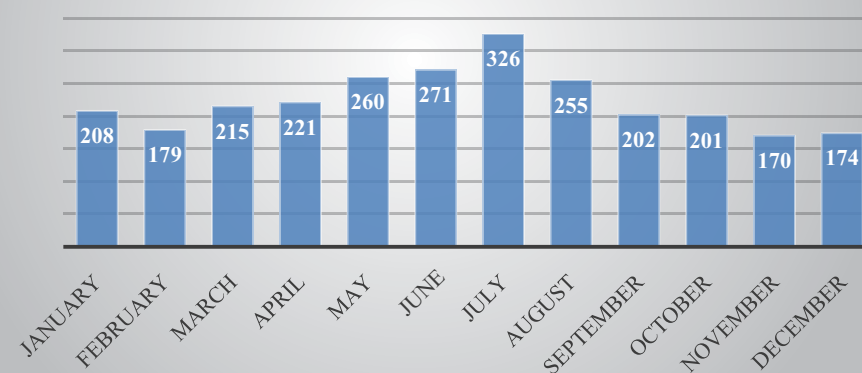
BALUCHISTAN- Zina Statistics (Month Wise)-2014



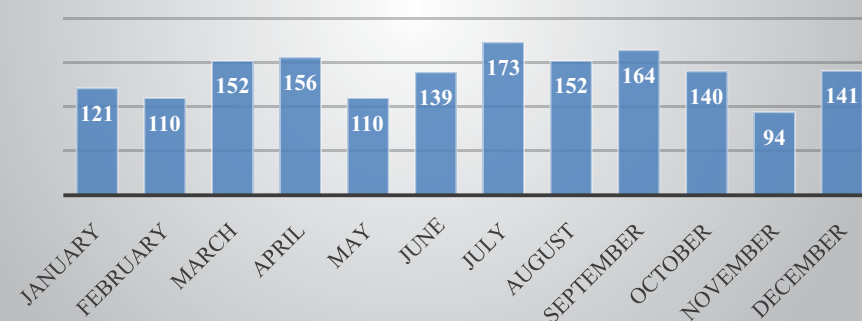
BALUCHISTAN-Gang Rape Statistics (Month Wise)-2014



BALUCHISTAN-Crime Against Person Statistics (Month Wise)-2014



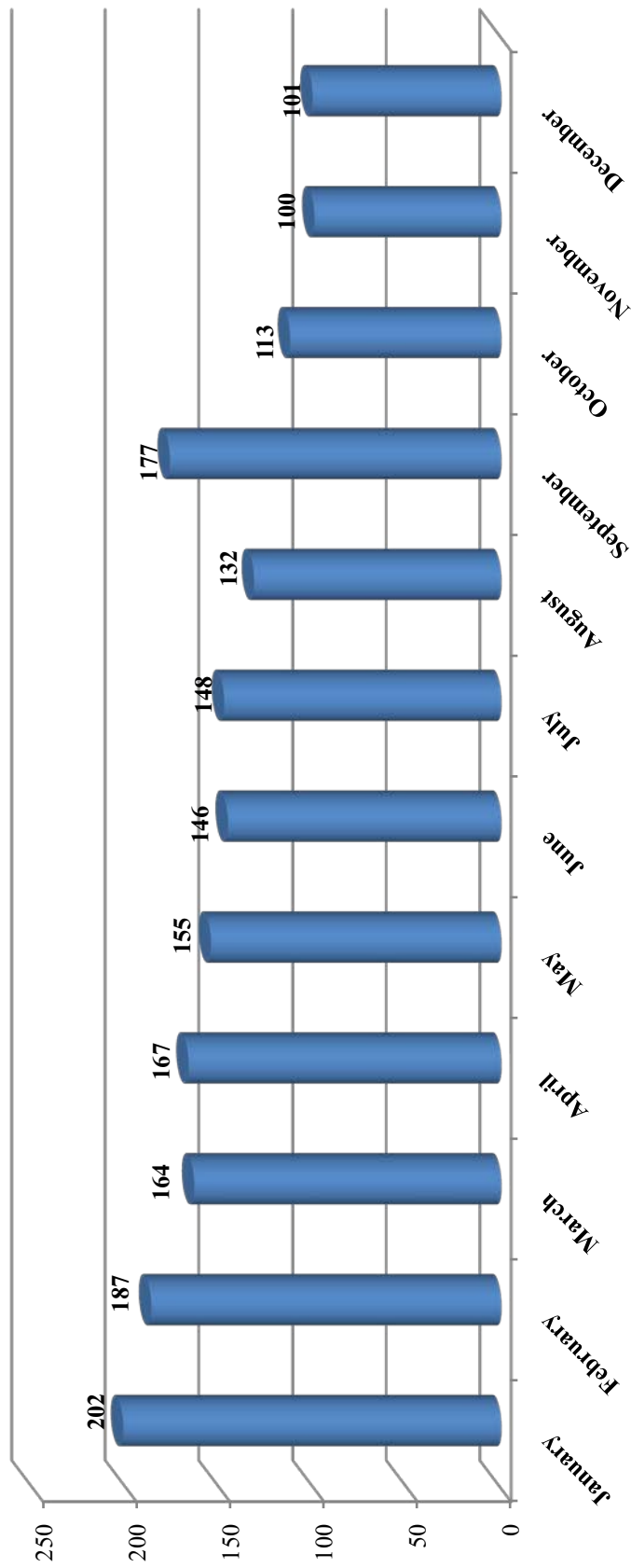
BALUCHISTAN-Crime Against Property Statistics (Month Wise)

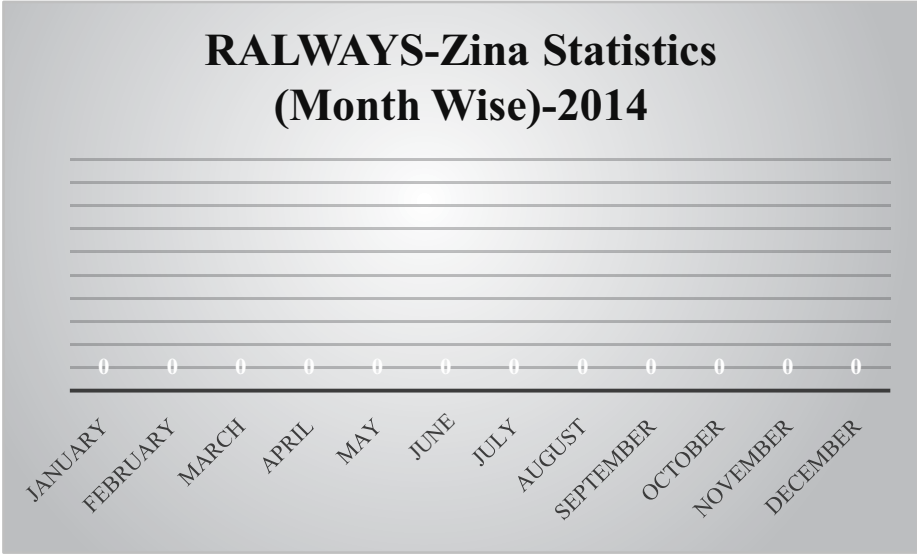
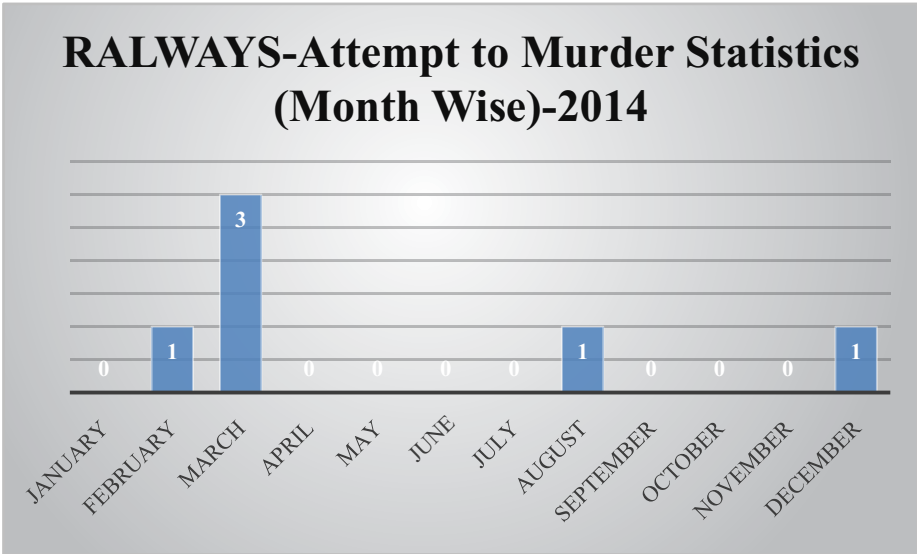
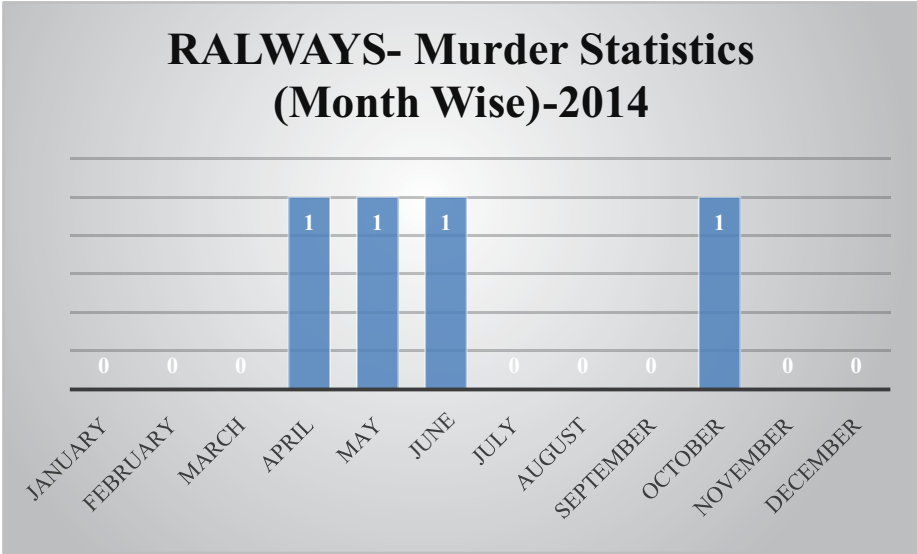


RALWAYS Crime Statistics (Month Wise)-2014


offence	January	February	March	April	May	Jun	July	August	September	October	November	December	Total
Crime Against Person	1	6	5	3	5	3	4	1	2	2	2	3	37
Murder	0	0	0	1	1	1	0	0	0	1	0	0	4
Attempt to Murder	0	1	3	0	0	0	0	1	0	0	0	1	6
Hurt	0	0	1	0	1	0	0	0	0	0	0	1	3
Rioting	0	4	0	1	0	2	0	0	0	0	0	1	8
Assault on Public Servant	1	0	1	1	2	0	3	0	0	1	2	0	11
Zina	0	0	0	0	0	0	0	0	0	0	0	0	0
Gang Rape	0	0	0	0	0	0	0	0	0	0	0	0	0
Kidnapping/Abduction	0	1	0	0	1	0	0	0	2	0	0	0	4
Kidnapping for Ransom	0	0	0	0	0	0	1	0	0	0	0	0	1
Suicide	0	0	0	0	0	0	0	0	0	0	0	0	0
Attempt to Suicide	0	0	0	0	0	0	0	0	0	0	0	0	0
Crime Against Property	68	22	27	33	22	28	21	28	37	23	24	20	353
Highway Dacoity	0	0	0	0	0	0	0	0	0	0	0	0	0
Bank Dacoity	0	0	0	0	0	0	0	0	0	0	0	0	0
Petrol Pump Dacoity	0	0	0	0	0	0	0	0	0	0	0	0	0
Other Dacoity	1	0	0	0	0	0	0	0	0	0	0	0	1
Highway Robbery	0	0	0	0	0	0	0	0	0	0	0	0	0
Bank Robbery	0	0	0	0	0	0	0	0	0	0	0	0	0
Pet. Pump Robbery	0	0	0	0	0	0	0	0	0	0	0	0	0
Other Robbery	0	0	1	0	0	0	1	1	0	0	0	0	3
Burglary	0	0	0	0	0	0	0	0	0	0	0	0	0
Cattle Theft	0	0	1	0	10	0	0	1	0	0	9	0	21
M.V. Theft/Snatching	0	0	0	0	0	0	0	1	1	0	1	0	3
Other Theft	67	22	25	33	12	28	20	25	36	23	14	20	325
Traffic Accidents	21	28	23	15	20	24	22	19	20	17	18	11	238
Fatal Accidents	0	0	0	0	0	0	0	0	0	0	0	0	0
Non Fatal Accidents	21	28	23	15	20	24	22	19	20	17	18	11	238
Miscellaneous	0	31	15	14	17	28	17	11	16	15	19	22	205
Total PPC Crime	90	87	70	65	64	72	64	59	75	57	63	56	822
Local & Special Laws	112	100	94	102	91	74	84	73	102	56	37	45	970
Arms Act	3	0	2	6	3	3	1	1	2	3	2	1	27
Prohibition Order	11	7	4	5	10	4	4	7	8	6	2	7	75
Other Local & Special Laws	98	93	88	91	78	67	79	65	92	47	33	37	868
Total Recorded Crime	202	187	164	167	155	146	148	132	177	113	100	101	1792

Graphical Representation of Railways Police-Reported Crime Statistics(Month wise)-2014

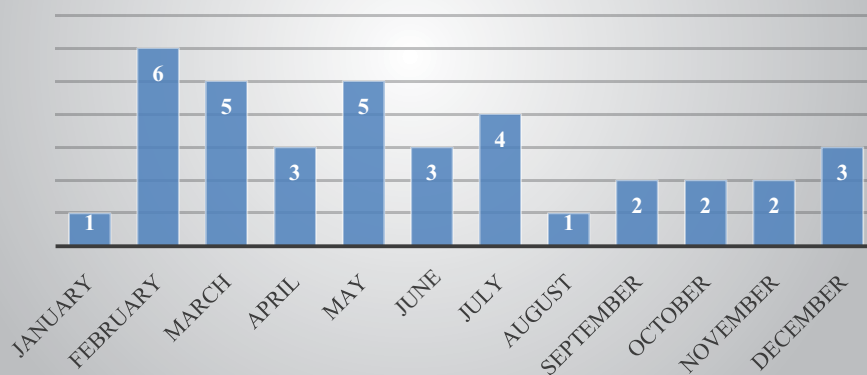




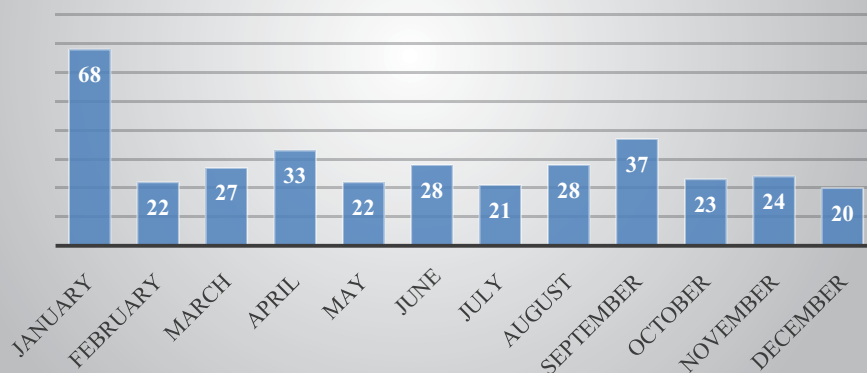
RALWAYS- Gang Rape Statistics (Month Wise)-2014



RALWAYS-Crime Against Person Statistics (Month Wise)-2014



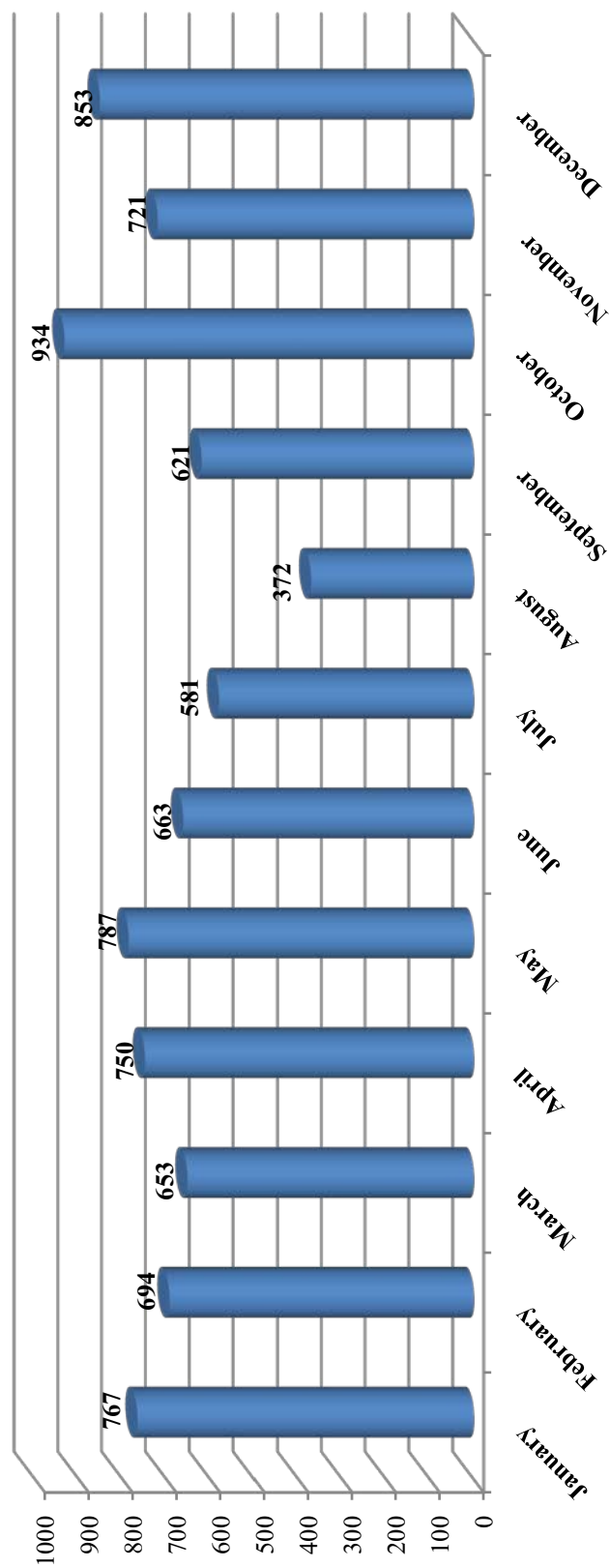
RALWAYS-Crime Against Property Statistics (Month Wise)-2014



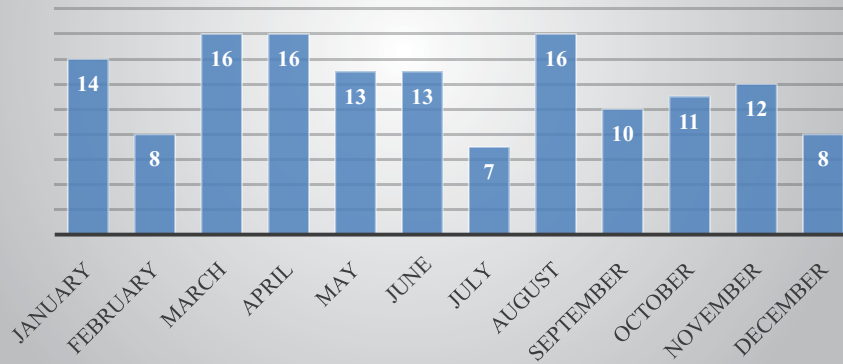
ISLAMABAD Crime Statistics (Month Wise)-2014

offence	January	February	March	April	May	Jun	July	August	September	October	November	December	Total
Crime Against Person	102	70	89	112	122	118	125	75	78	74	91	86	1142
Murder	14	8	16	16	13	13	7	16	10	11	12	8	144
Attempt to Murder	18	8	13	16	11	10	22	10	14	11	14	17	164
Hurt	34	30	29	34	50	45	61	37	30	19	24	27	420
Rioting	1	0	0	0	4	9	4	1	1	0	2	0	22
Assault on Public Servant	8	4	2	18	15	14	8	2	2	8	6	12	99
Zina	18	8	16	21	19	15	8	6	8	14	19	10	162
Gang Rape	1	0	2	0	1	0	1	0	1	2	4	5	17
Kidnapping/Abduction	6	12	6	5	6	10	8	1	12	8	9	5	88
Kidnapping for Ransom	2	0	1	1	1	1	3	0	0	1	0	0	10
Suicide	0	0	0	0	0	0	0	0	0	0	0	0	0
Attempt to Suicide	0	0	4	1	2	1	3	2	0	0	1	2	16
Crime Against Property	283	269	247	226	239	204	188	141	246	238	229	216	2726
Highway Dacoity	0	0	0	0	0	0	0	0	0	0	0	0	0
Bank Dacoity	0	0	1	1	0	0	0	0	0	0	0	0	2
Petrol Pump Dacoity	0	0	1	0	0	0	0	0	0	0	0	0	1
Other Dacoity	8	7	5	1	2	3	4	4	7	3	5	4	53
Highway Robbery	0	0	0	0	0	0	0	0	0	0	0	0	0
Bank Robbery	0	0	0	0	0	0	0	0	0	0	0	0	0
Pet. Pump Robbery	1	0	0	1	0	0	0	0	0	1	0	0	3
Other Robbery	41	39	44	35	37	18	30	12	26	29	39	26	376
Burglary	46	37	38	33	35	27	24	20	30	39	26	29	384
Cattle Theft	3	4	3	2	0	1	4	2	3	3	2	0	27
M.V. Theft/Snatching	127	130	105	115	114	108	82	74	117	115	107	106	1300
Other Theft	57	52	50	38	51	47	44	29	63	48	50	51	580
Traffic Accidents	21	16	13	24	22	20	17	9	10	22	20	20	214
Fatal Accidents	14	5	5	10	8	11	12	5	4	9	10	8	101
Non Fatal Accidents	7	11	8	14	14	9	5	4	6	13	10	12	113
Miscellaneous	245	227	200	205	219	189	146	70	229	251	196	323	2500
Total PPC Crime	651	582	549	567	602	531	476	295	563	585	536	645	6582
Local & Special Laws	116	112	104	183	185	132	105	77	58	349	185	208	1814
Arms Act	56	47	53	83	83	74	73	53	35	89	79	106	831
Prohibition Order	55	47	37	91	63	52	23	22	20	112	76	69	667
Other Local & Special Laws	5	18	14	9	39	6	9	2	3	148	30	33	316
Total Recorded Crime	767	694	653	750	787	663	581	372	621	934	721	853	8396

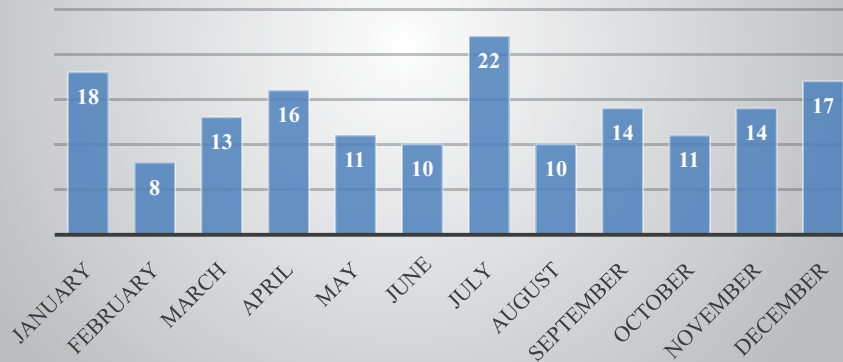
Graphical Representation of Islamabad Crime Statistics(Month wise)-2014



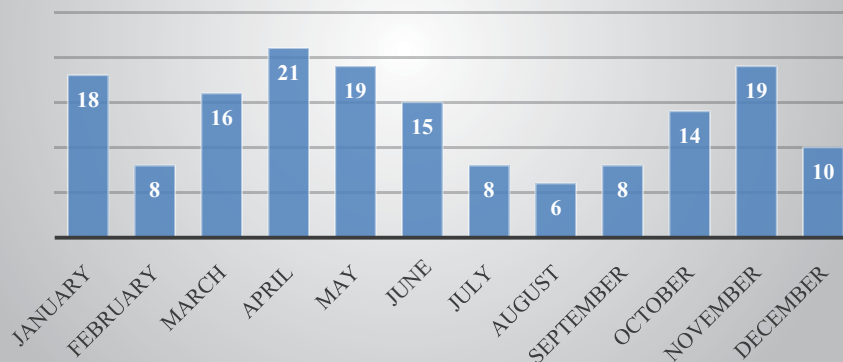
ISLAMABAD- Murder Statistics (Month Wise)-2014



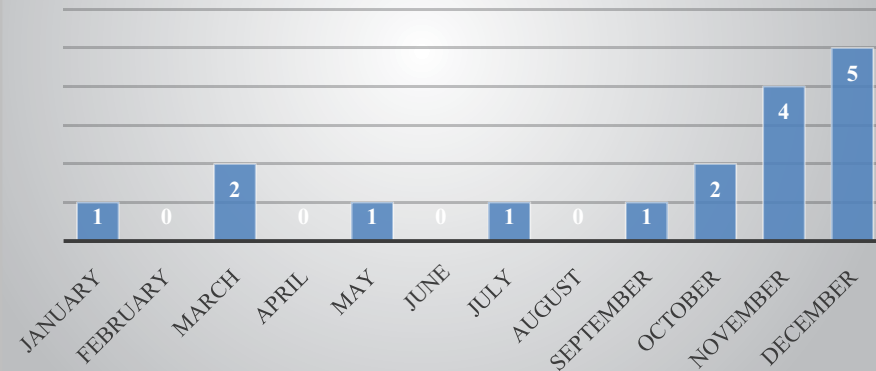
ISLAMABAD-Attempt to Murder Statistics (Month Wise)-2014



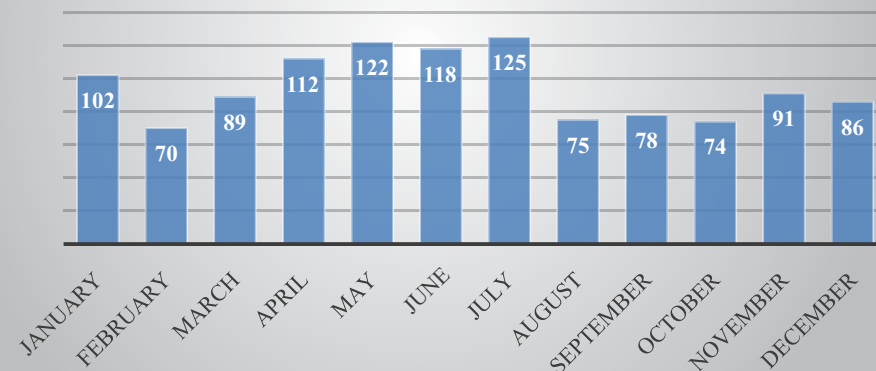
ISLAMABAD-Zina Statistics (Month Wise)-2014



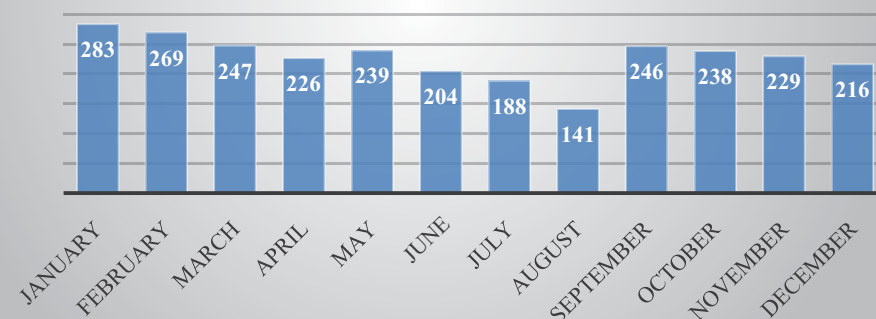
ISLAMABAD-Gang Rape Statistics (Month Wise)-2014



ISLAMABAD-Crime Against Person Statistics (Month Wise)-2014



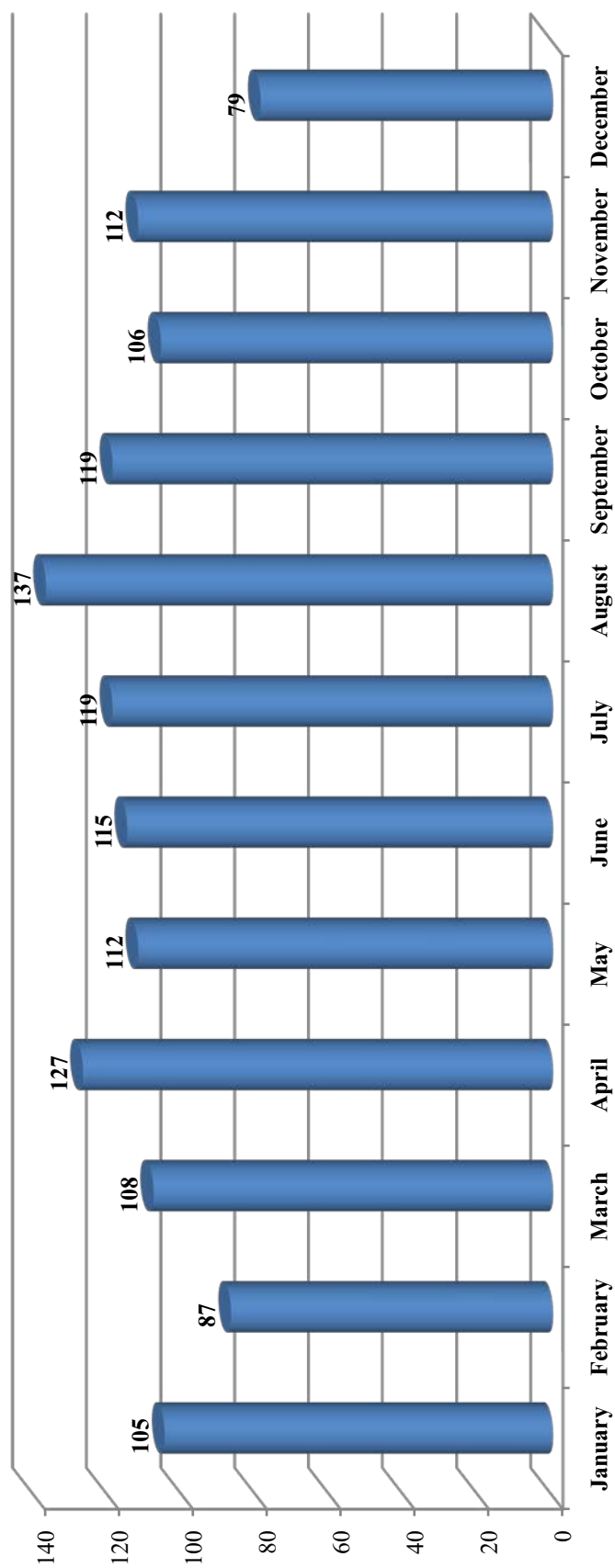
ISLAMABAD-Crime Against Property Statistics (Month Wise)-2014



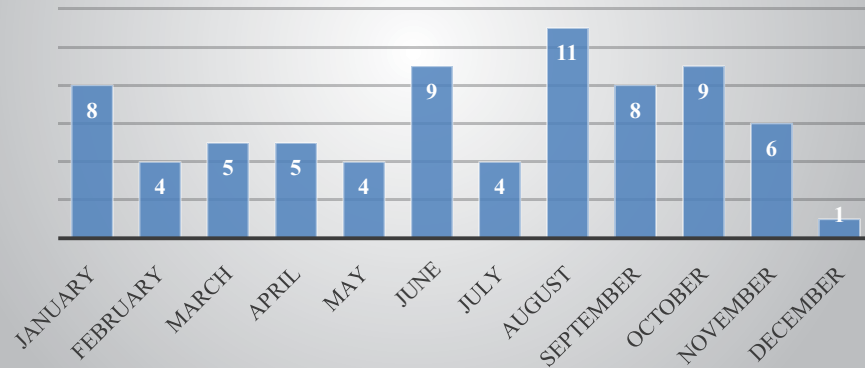
GILGIT - BALTISTAN Crime Statistics (Month Wise)-2014

offence	January	February	March	April	May	Jun	July	August	September	October	November	December	Total
Crime Against Person	30	22	31	39	36	52	46	50	35	40	26	14	421
Murder	8	4	5	5	4	9	4	11	8	9	6	1	74
Attempt to Murder	7	7	5	8	8	15	18	16	5	12	5	3	109
Hurt	6	3	3	7	3	9	2	4	5	5	4	3	54
Rioting	3	1	3	12	14	8	11	7	5	6	6	2	78
Assault on Public Servant	3	6	9	4	6	5	6	5	4	6	3	3	60
Zina	1	0	1	0	0	0	0	1	1	0	0	0	4
Gang Rape	0	0	0	0	0	0	0	0	0	0	0	0	0
Kidnapping/Abduction	1	1	2	2	1	3	2	3	5	2	1	2	25
Kidnapping for Ransom	0	0	0	0	0	0	0	0	0	0	0	0	0
Suicide	1	0	2	1	0	3	1	2	1	0	0	0	11
Attempt to Suicide	0	0	1	0	0	0	2	1	1	0	1	0	6
Crime Against Property	22	22	16	18	13	15	15	23	18	17	16	16	211
Highway Dacoity	0	0	0	0	0	0	0	0	0	0	0	0	0
Bank Dacoity	0	0	0	0	0	0	0	0	0	0	0	0	0
Petrol Pump Dacoity	0	0	0	0	0	0	0	0	0	0	0	0	0
Other Dacoity	0	3	2	0	0	0	0	1	0	0	0	1	7
Highway Robbery	0	0	0	1	0	0	0	0	0	0	1	0	2
Bank Robbery	0	0	0	0	0	0	0	0	0	0	0	0	0
Pet. Pump Robbery	0	0	0	0	0	0	0	0	0	0	0	0	0
Other Robbery	0	1	0	2	2	2	5	1	0	2	1	0	16
Burglary	10	9	6	5	3	2	0	3	2	1	2	6	49
Cattle Theft	2	0	2	3	0	0	0	5	1	3	2	1	19
M.V. Theft/Snatching	1	3	3	5	4	5	7	4	7	6	4	3	52
Other Theft	9	6	3	2	4	6	3	9	8	5	6	5	66
Traffic Accidents	11	3	8	14	8	13	9	15	8	17	13	4	123
Fatal Accidents	3	0	3	1	3	5	2	3	0	4	6	2	32
Non Fatal Accidents	8	3	5	13	5	8	7	12	8	13	7	2	91
Miscellaneous	23	20	42	34	24	13	28	30	32	14	21	21	302
Total PPC Crime	86	67	97	105	81	93	98	118	93	88	76	55	1057
Local & Special Laws	19	20	11	22	31	22	21	19	26	18	36	24	269
Arms Act	16	14	6	15	25	14	17	18	19	15	29	17	205
Prohibition Order	3	5	5	7	6	8	4	1	6	3	7	5	60
Other Local & Special Laws	0	1	0	0	0	0	0	0	1	0	0	2	4
Total Recorded Crime	105	87	108	127	112	115	119	137	119	106	112	79	1326

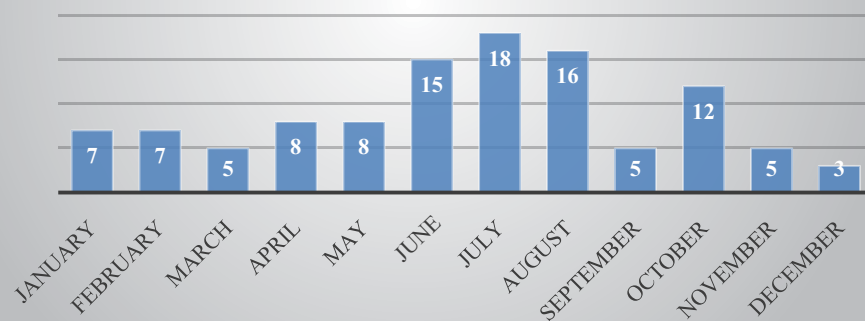
Graphical Representation of G-B Crime Statistics(Month wise)-2014



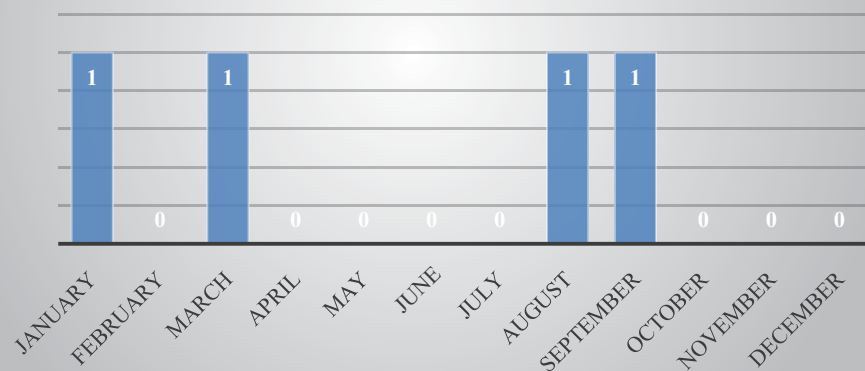
GILGIT-BALTISTAN Murder Statistics (Month Wise)-2014




GILGIT-BALTISTAN-Attempt to Murder Statistics (Month Wise)-2014



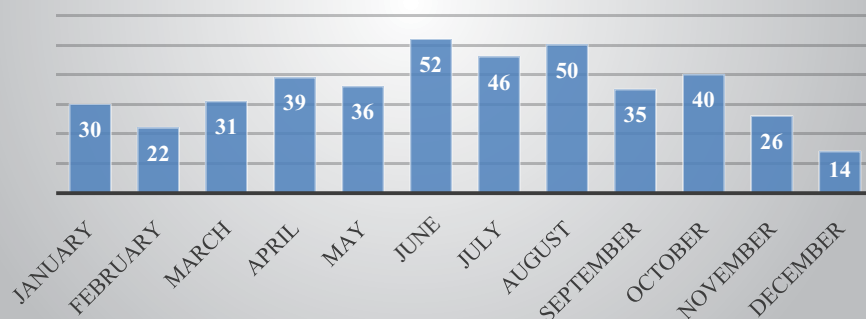
GILGIT-BALTISTAN Statistics (Month Wise)-2014



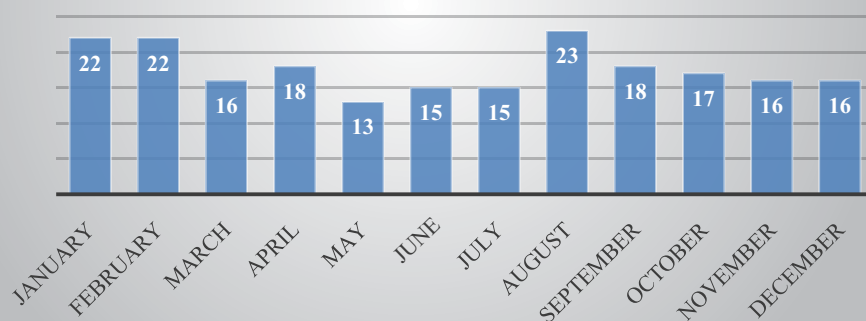
GILGIT-BALTISTAN-Gang Rape Statistics (Month Wise)-2014



GILGIT-BALTISTAN-Crime Against Person Statistics (Month Wise)-2014



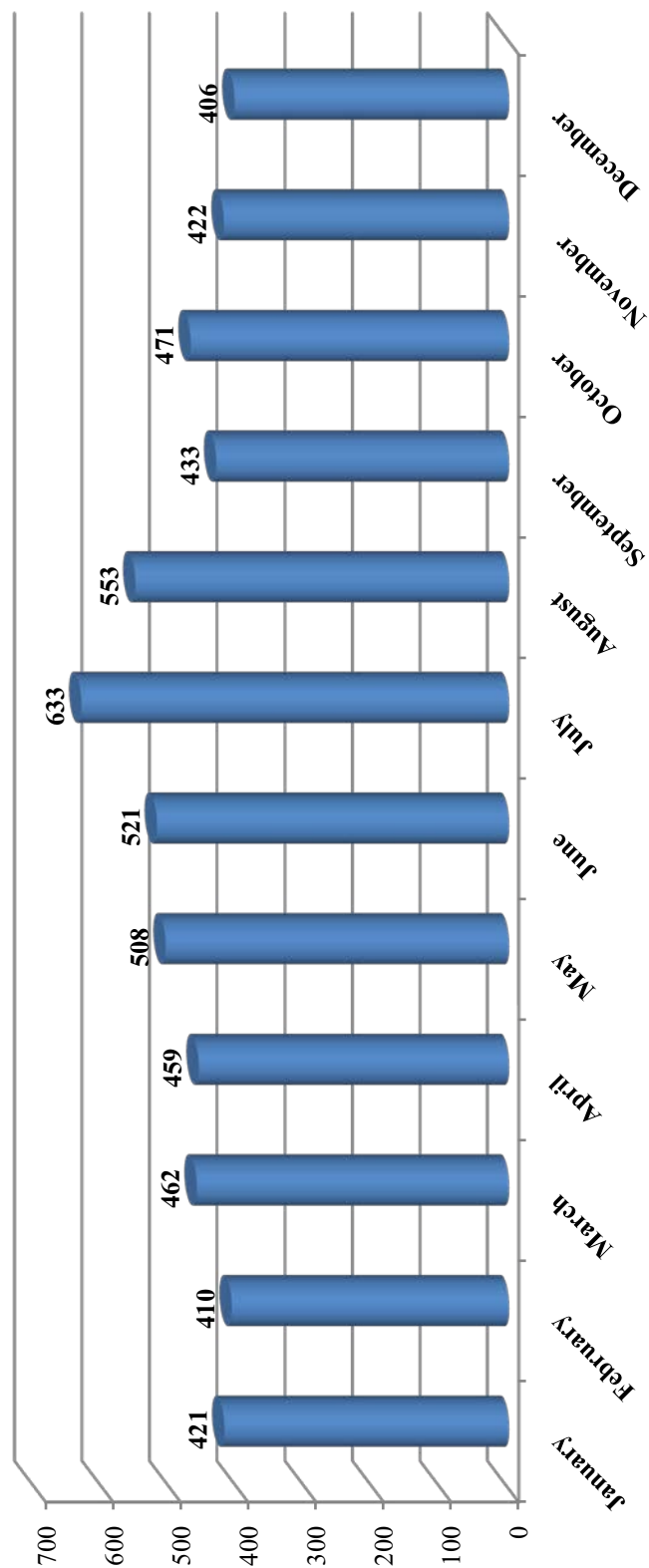
GILGIT-BALTISTAN-Crime Against Property Statistics (Month Wise) -2014



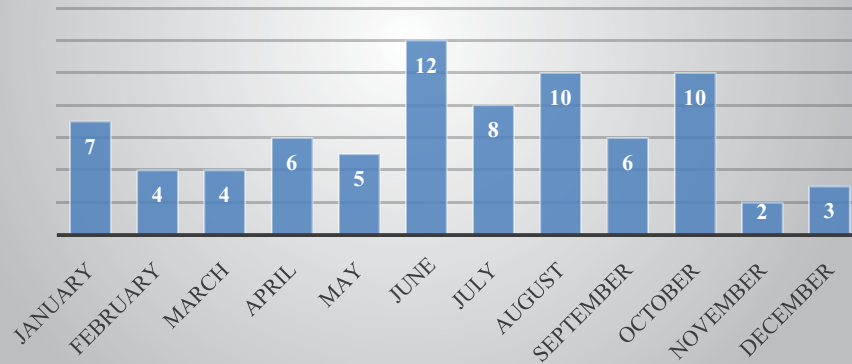
AJ&K Crime Statistics (Month Wise)-2014

offence	January	February	March	April	May	Jun	July	August	September	October	November	December	Total
Crime Against Person	93	95	95	120	140	162	229	192	146	135	105	86	1598
Murder	7	4	4	6	5	12	8	10	6	10	2	3	77
Attempt to Murder	17	19	10	20	21	26	33	28	28	21	15	15	253
Hurt	20	17	17	20	28	31	55	57	40	37	29	28	379
Rioting	20	30	26	37	41	52	92	52	33	31	29	14	457
Assault on Public Servant	10	7	12	10	15	13	17	4	11	8	10	7	124
Zina	1	3	2	2	0	1	0	5	9	6	4	9	42
Gang Rape	0	0	2	0	1	0	0	0	0	0	0	0	3
Kidnapping/Abduction	18	12	20	21	28	26	22	34	18	20	15	10	244
Kidnapping for Ransom	0	0	0	0	0	0	0	0	0	0	0	0	0
Suicide	0	0	0	0	0	0	0	0	0	0	0	0	0
Attempt to Suicide	0	3	2	4	1	1	2	2	1	2	1	0	19
Crime Against Property	62	47	59	30	53	22	33	62	52	55	37	40	552
Highway Dacoity	0	0	0	0	0	1	0	0	0	0	0	0	1
Bank Dacoity	0	0	0	0	0	0	0	0	0	0	0	0	0
Petrol Pump Dacoity	0	0	0	0	0	0	0	0	0	0	0	0	0
Other Dacoity	0	1	0	0	0	0	0	0	1	0	0	1	3
Highway Robbery	0	0	0	0	1	1	0	0	0	0	2	0	4
Bank Robbery	0	0	0	0	0	0	0	0	0	0	0	0	0
Pet. Pump Robbery	0	0	1	0	0	0	0	0	0	0	0	0	1
Other Robbery	7	7	6	4	11	4	3	4	5	1	4	4	60
Burglary	20	18	17	14	16	7	13	25	17	25	15	16	203
Cattle Theft	5	1	4	1	1	3	7	6	1	3	0	2	34
M.V. Theft/Snatching	9	9	15	7	10	1	6	13	14	21	11	12	128
Other Theft	21	11	16	4	14	5	4	14	14	5	5	5	118
Traffic Accidents	38	20	40	37	45	40	37	42	30	43	47	32	451
Fatal Accidents	5	4	15	12	13	13	9	14	7	13	16	12	133
Non Fatal Accidents	33	16	25	25	32	27	28	28	23	30	31	20	318
Miscellaneous	120	115	122	155	163	192	208	161	128	133	135	150	1782
Total PPC Crime	313	277	316	342	401	416	507	457	356	366	324	308	4383
Local & Special Laws	108	133	146	117	107	105	126	96	77	105	98	98	1316
Arms Act	14	29	24	24	21	17	32	23	19	15	13	22	253
Prohibition Order	77	84	95	71	72	73	67	66	57	64	61	70	857
Other Local & Special Laws	17	20	27	22	14	15	27	7	1	26	24	6	206
Total Recorded Crime	421	410	462	459	508	521	633	553	433	471	422	406	5699

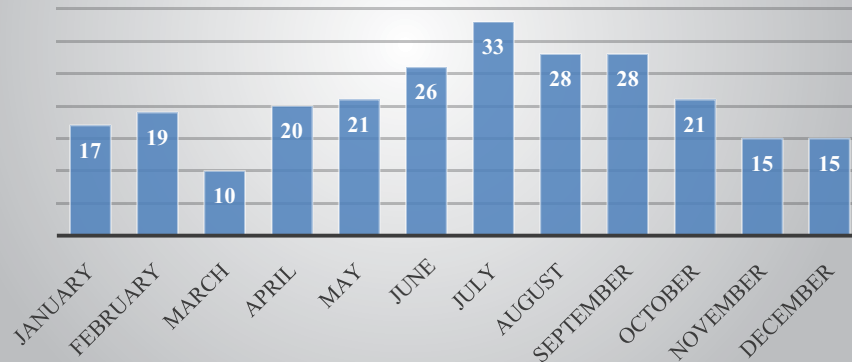
Graphical Representation of AJ&K Crime Statistics(Month wise)-2014



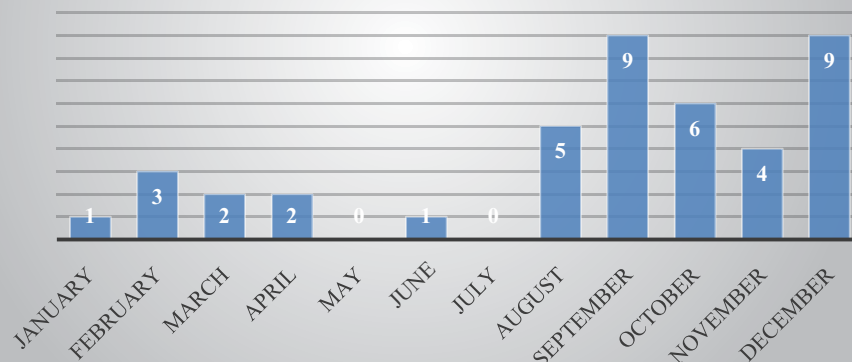
AJ&K-Murder Statistics (Month Wise) -2014



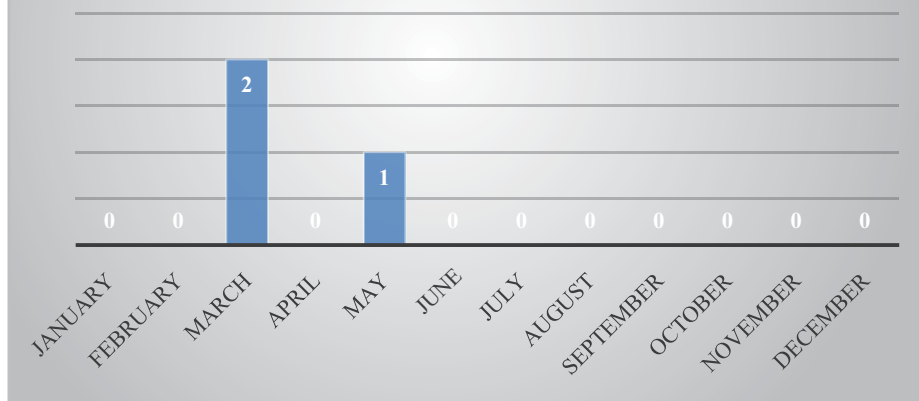
AJ&K-Attempt to Murder Statistics (Month Wise)-2014



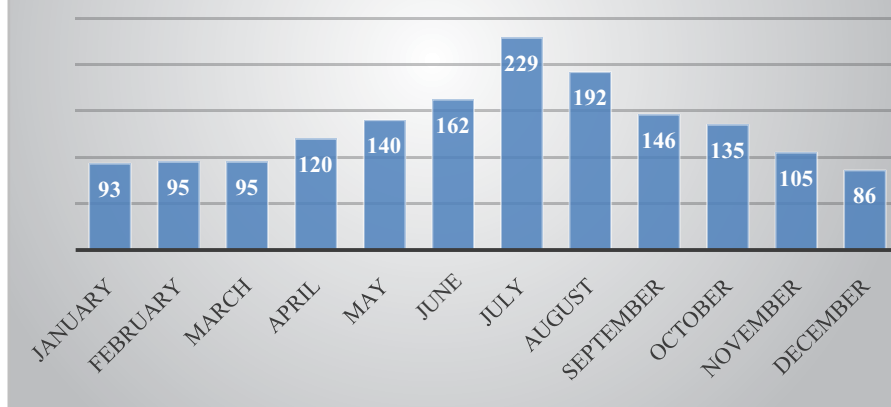
AJ&K-Zina Statistics (Month Wise)-2014



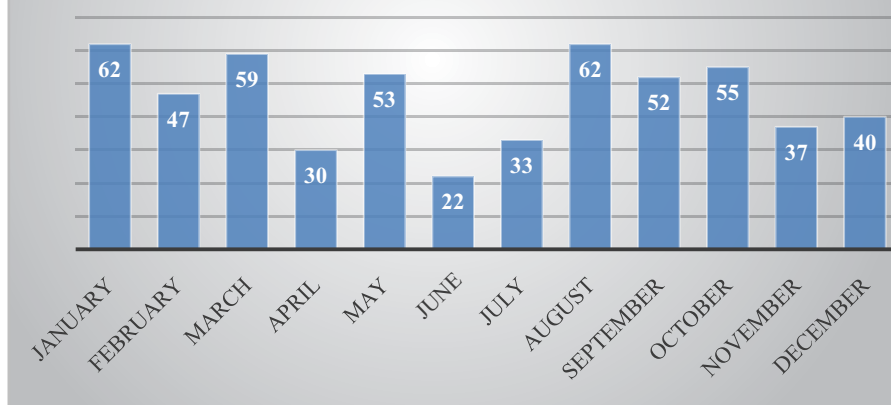
AJ&K -Gang Rape Statistics (Month Wise)-2014



AJ&K-Crime Against Person Statistics (Month Wise)-2014



AJ&K-Crime Against Property Statistics (Month Wise)-2014



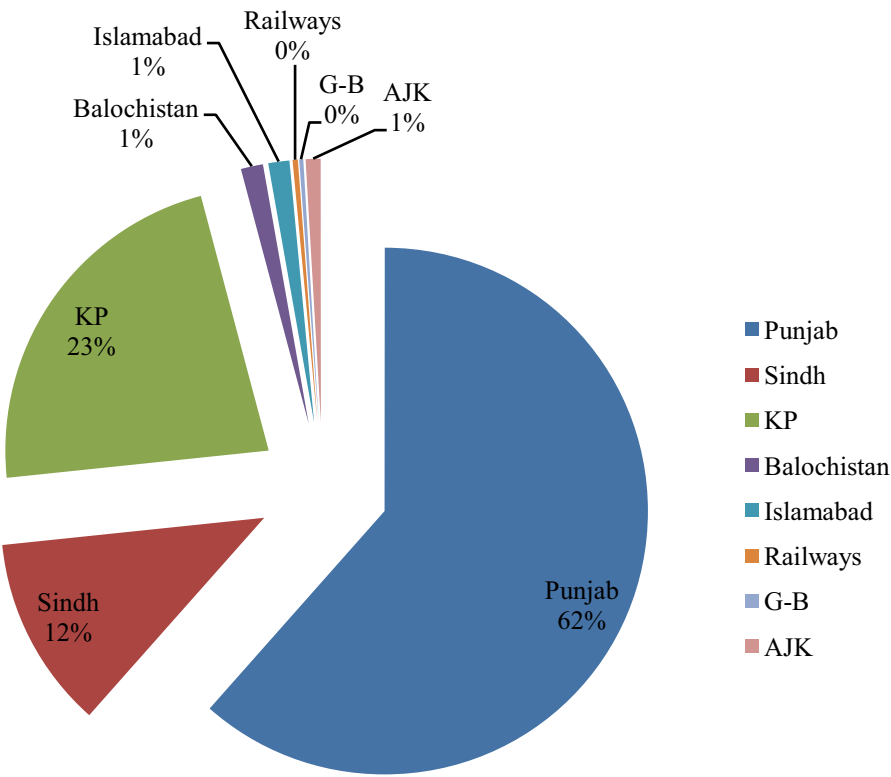
Recap-Crime Statistics 2008-2013

National Crime Statistics (Month Wise)-2013

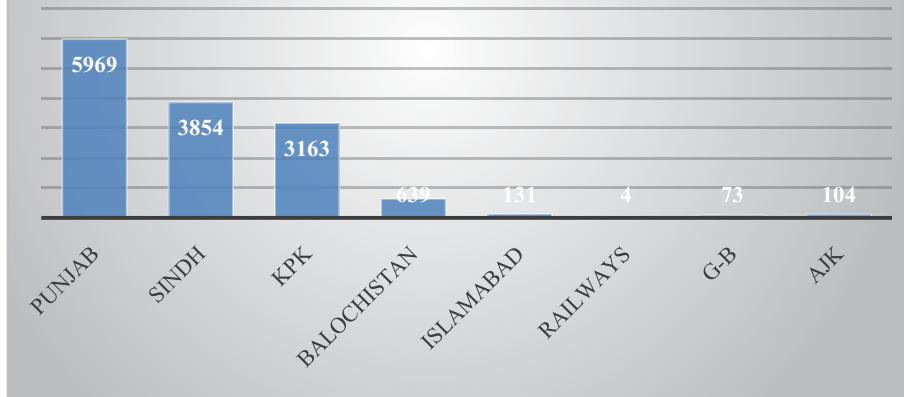
offence	Punjab	Sindh	KPK	Balochistan	Islamabad	Railways	G-B	AJK	Total
Crime Against Person	51185	20012	11364	2909	1172	47	492	1673	88854
Murder	5969	3854	3163	639	131	4	73	104	13937
Attempt to Murder	6935	3568	3146	482	203	7	96	211	14648
Hurt	18857	2162	3102	1013	417	9	65	336	25961
Rioting	105	3126	24	216	10	6	113	528	4128
Assault on Public Servant	1629	3769	361	208	70	16	79	130	6262
Zina	2548	222	117	32	189	1	2	53	3164
Gang Rape	192	39	3	0	22	0	0	1	257
Kidnapping/Abduction	14423	2925	1061	262	101	2	30	288	19092
Kidnapping for Ransom	104	224	76	42	11	0	2	0	459
Suicide	7	75	44	0	0	0	18	0	144
Attempt to Suicide	416	48	267	15	18	2	14	22	802
Crime Against Property	89599	20119	2680	1665	2514	398	279	658	117912
Highway Dacoity	61	66	2	4	0	0	0	3	136
Bank Dacoity	7	27	7	1	0	0	0	1	43
Petrol Pump Dacoity	18	10	0	0	0	0	0	0	28
Other Dacoity	2393	1251	57	80	52	2	2	9	3846
Highway Robbery	247	73	4	1	0	0	0	4	329
Bank Robbery	8	5	1	2	2	0	0	0	18
Pet. Pump Robbery	93	36	0	1	2	0	0	0	132
Other Robbery	12261	3931	140	185	284	4	16	63	16884
Burglary	13912	1651	653	156	345	1	95	240	17053
Cattle Theft	6968	477	127	68	39	0	24	40	7743
M.V. Theft/Snatching	21125	9755	863	855	1123	5	57	166	33949
Other Theft	32506	2837	826	312	667	386	85	132	37751
Traffic Accidents	4287	983	3051	325	240	195	164	397	9642
Fatal Accidents	2063	615	866	158	121	1	41	100	3965
Non Fatal Accidents	2224	368	2185	167	119	194	123	297	5677
Miscellaneous	118507	15440	30645	1699	2448	270	356	1829	171194
Total PPC Crime	263578	56554	47740	6598	6374	910	1291	4557	387602
Local & Special Laws	126830	18436	94989	2039	1720	1146	304	1338	246802
Arms Act	45610	11208	41982	892	843	33	191	235	100994
Prohibition Order	48730	5796	39464	692	750	74	93	879	96478
Other Local & Special Laws	32490	1432	13543	455	127	1039	20	224	49330
Total Recorded Crime	390408	74990	142729	8637	8094	2056	1595	5895	634404

- Total number of registered crime against person cases in 2013 was 88854
- Total reported crime against property cases were 117912.

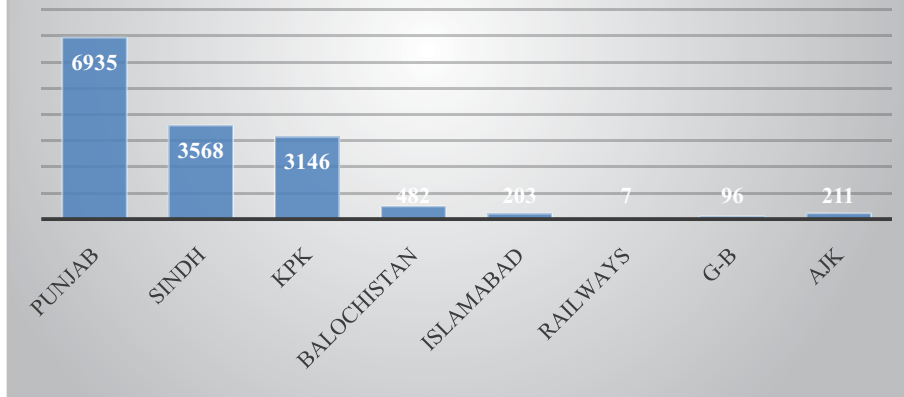
**Graphical Representation of National Crime Statistics
(Province wise)-2013**



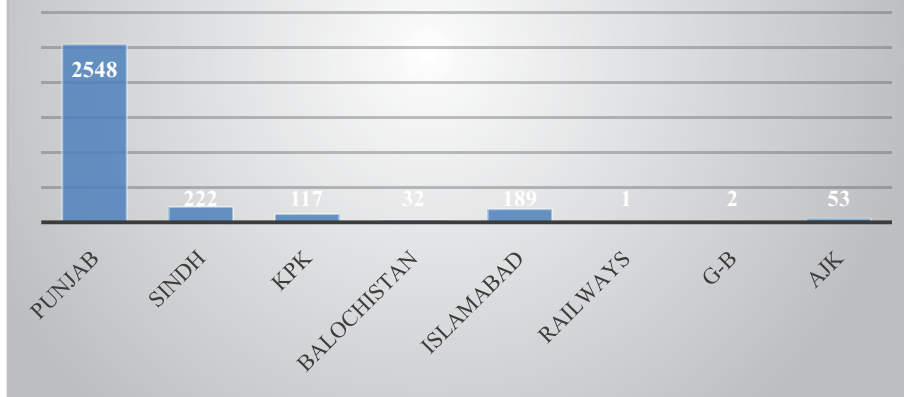
National Murder Statistics (Province wise) 2013



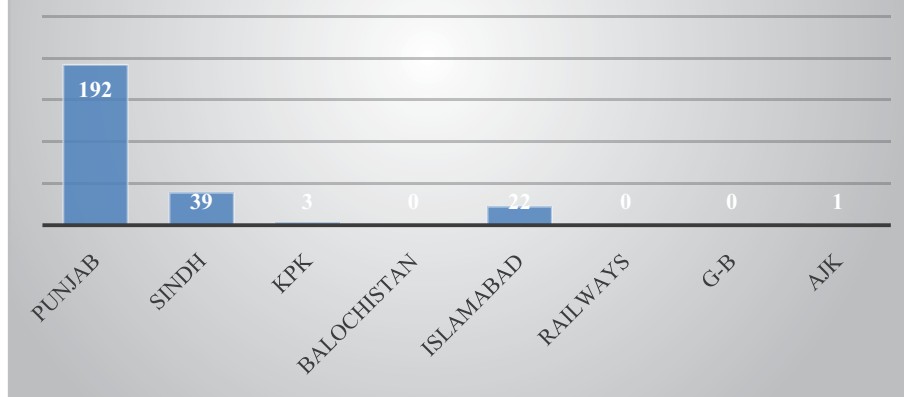
National Attempt to Murder Statistics (Province wise) 2013



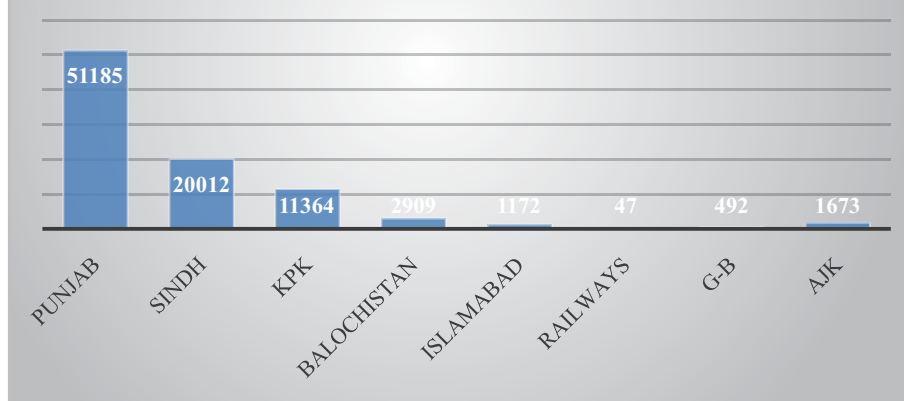
National Zina Statistics (Province wise) 2013




National Gang Rape Statistics (Province wise) 2013



National Crime Against Person Statistics (Province wise) 2013



National Crime Against Property Statistics (Province wise) 2013

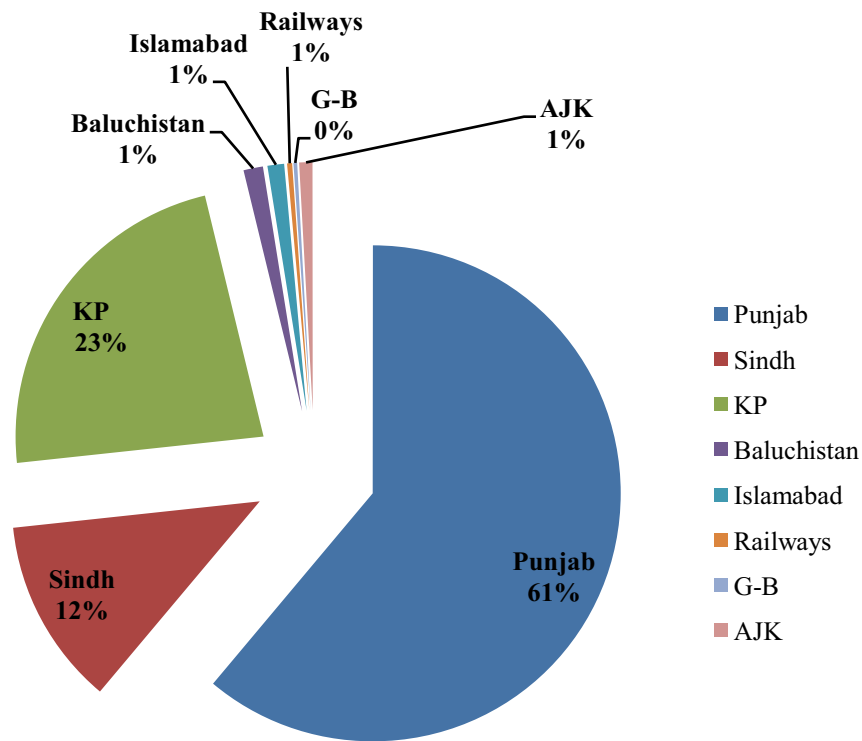


Crime Statistics (province Wise)-2012

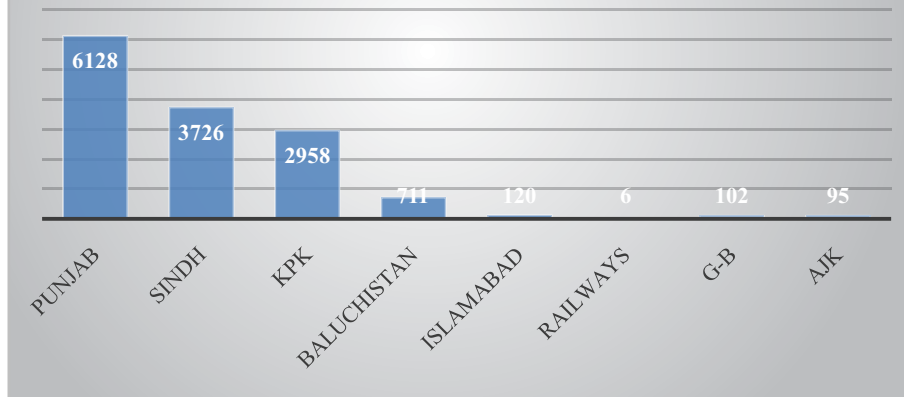
OFFENCE	Punjab	Sindh	KPK	Baluchistan	Islamabad	Railways	G-B	AJK	Total
Crime Against Person	53397	20358	10745	3116	1030	52	580	1656	90934
Murder	6128	3726	2958	711	120	6	102	95	13846
Attempt to Murder	7641	3732	2892	583	146	9	163	172	15338
Hurt	18805	2226	3012	934	409	5	62	322	25775
Rioting	112	3527	25	238	13	3	124	537	4579
Assault on Public Servant	1792	3707	392	224	54	22	73	155	6419
Zina	2602	194	112	29	193	1	0	42	3173
Gang Rape	209	37	8	0	16	0	1	22	293
Kidnapping/Abduction	15584	2899	992	328	67	6	32	286	20194
Kidnapping for Ransom	115	178	60	58	3	0	0	2	416
Suicide	9	78	31	0	0	0	14	0	132
Attempt to Suicide	400	54	263	11	9	0	9	23	769
Crime Against Property	92379	23179	2153	1775	1777	572	277	675	122787
Highway Dacoity	45	59	3	8	0	0	2	5	122
Bank Dacoity	21	21	1	2	2	0	0	0	47
Petrol Pump Dacoity	13	17	0	1	0	0	1	0	32
Other Dacoity	2636	1244	56	87	20	1	5	7	4056
Highway Robbery	250	67	2	3	0	0	2	3	327
Bank Robbery	11	8	1	1	2	0	0	0	23
Pet. Pump Robbery	79	43	0	0	0	1	3	1	127
Other Robbery	11841	4202	131	156	175	4	21	74	16604
Burglary	14740	1680	500	117	245	0	101	255	17638
Cattle Theft	8115	630	118	77	43	0	23	40	9046
M.V. Theft/Snatching	19909	12232	624	991	705	6	48	148	34663
Other Theft	34719	2976	717	332	585	560	71	142	40102
Traffic Accidents	4813	1000	2878	301	212	153	134	342	9833
Fatal Accidents	2321	650	808	130	115	0	40	119	4183
Non Fatal Accidents	2492	350	2070	171	97	153	94	223	5650
Miscellaneous	120611	15122	26680	1230	2206	247	304	1719	168119
Total PPC Crime	271200	59659	42456	6422	5225	1024	1295	4392	391673
Local & Special Laws	123403	19029	105319	1787	1882	1091	264	1199	253974
Arms Act	49720	11975	45893	907	922	27	193	209	109846
Prohibition Order	52387	5925	46226	580	876	110	55	842	107001
Other Local & Special Laws	21296	1129	13200	300	84	954	16	148	37127
Total Recorded Crime	394603	78688	147775	8209	7107	2115	1559	5591	645647

- Total number of registered crime against person cases in 2012 was 90934
- Total reported crime against property cases were 122787.
- Under local and special laws, registrations of cases in Punjab was very high as compare to other provinces

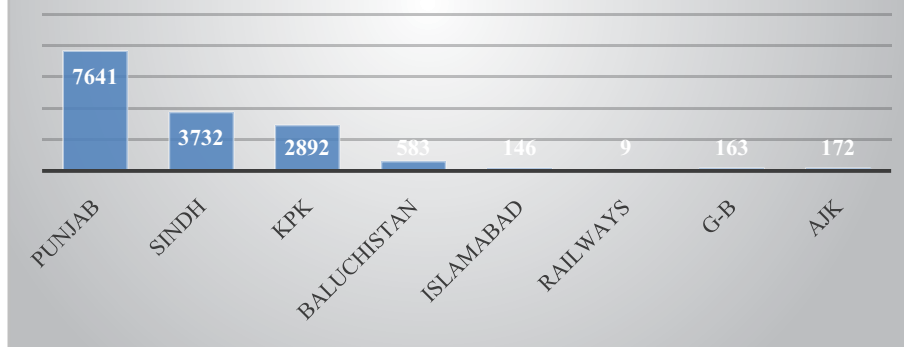
Graphical Representation of National Crime Statistics (Province wise)-2012



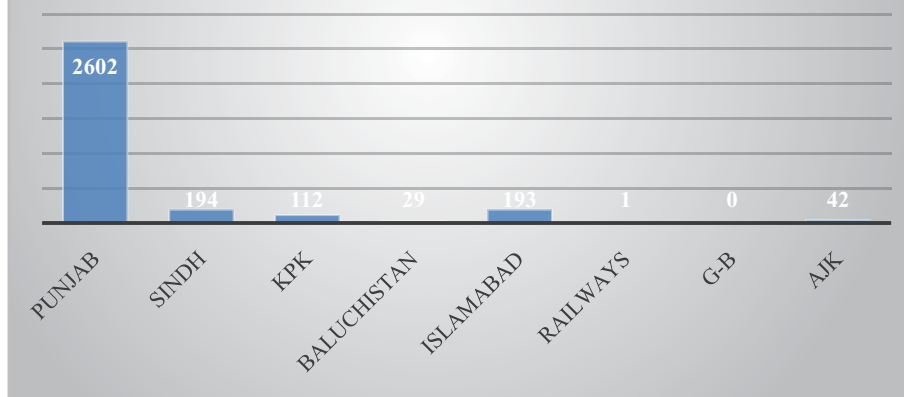
National Murder Statistics (PROVINCE WISE) -2012



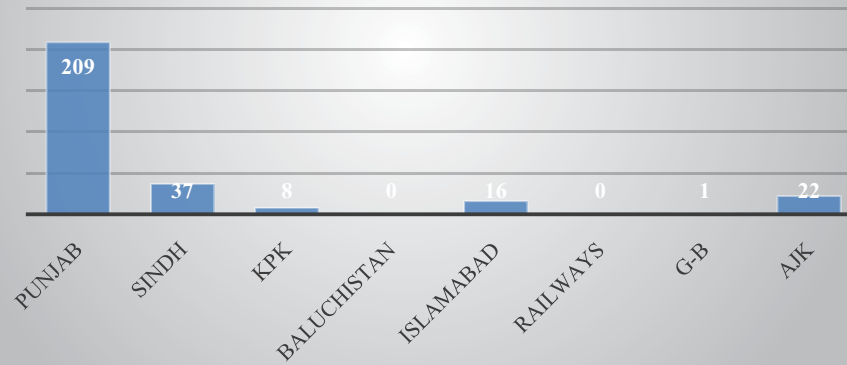
National Attempt to Murder Statistics (PROVINCE WISE)-2012



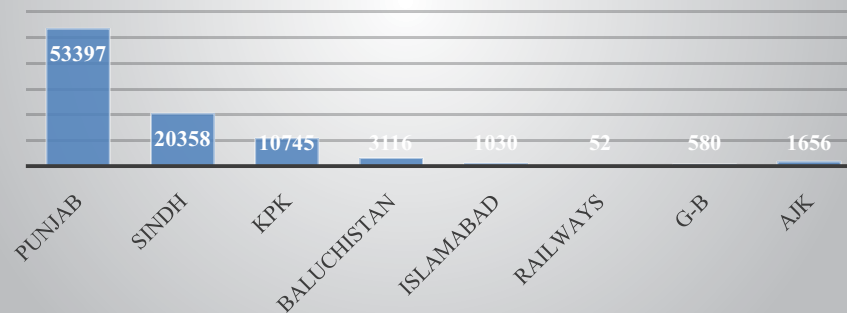
National Zina Statistics (PROVINCE WISE) -2012




National Gang Rape Statistics (PROVINCE WISE) -2012



National Crime Against Person Statistics (PROVINCE WISE)-2012



National Crime Against Property Statistics (PROVINCE WISE) -2012

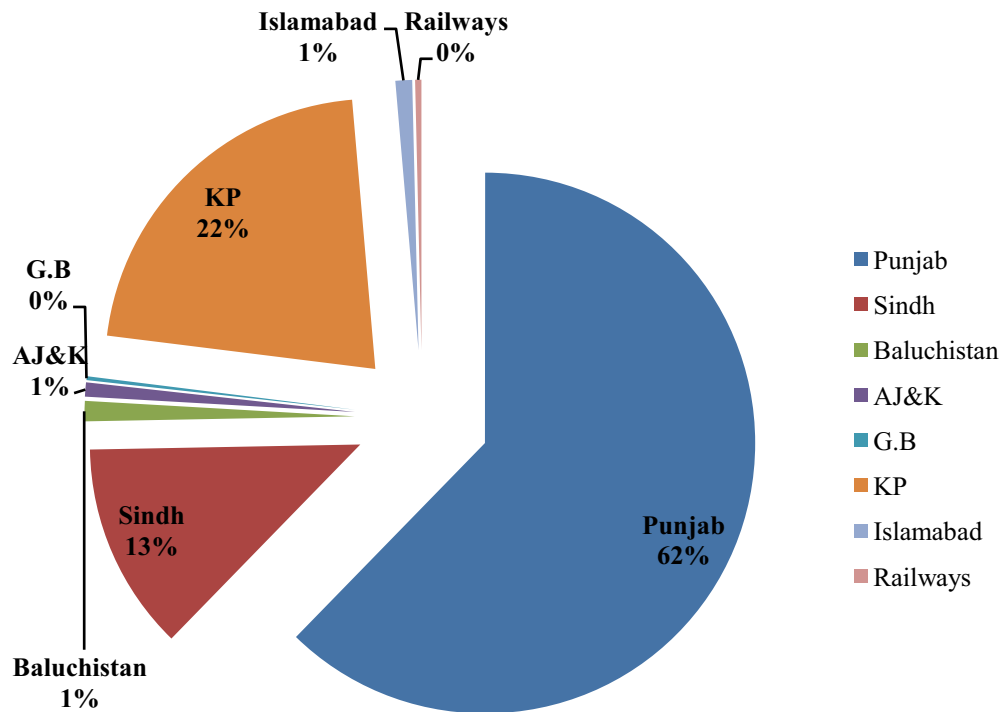


National Crime Statistics (province Wise)-2011

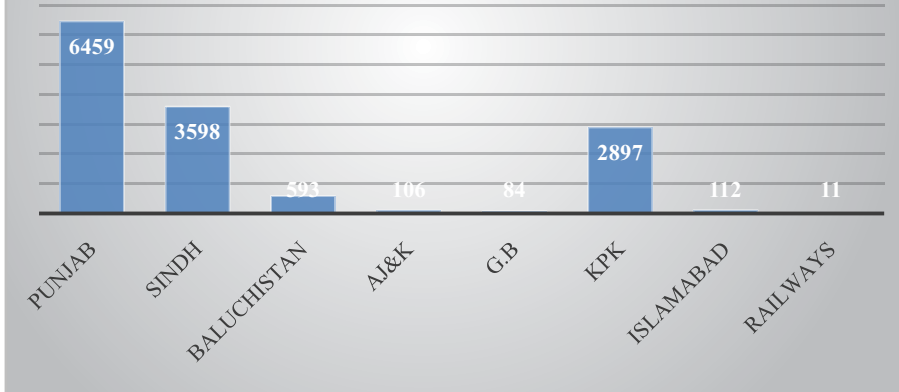
OFFENCE	Punjab	Sindh	Baluchistan	AJ&K	G.B	KPK	Islamabad	Railways	Total
Crime Against Person	56701	21022	3038	1746	536	10629	915	81	94668
Murder	6459	3598	593	106	84	2897	112	11	13860
Attempt to Murder	7772	3902	548	191	134	2818	127	4	15496
Hurt	21951	2648	1064	368	68	3207	339	9	29654
Rioting	140	3563	297	564	104	34	6	16	4724
Assault on Public Servant	1889	3795	203	150	92	329	57	35	6550
Zina	2672	221	27	32	3	130	186	1	3272
Gang Rape	225	16	2	1	3	6	11	0	264
Kidnapping/Abduction	15035	2954	231	310	22	910	57	4	19523
Kidnapping for Ransom	184	178	58	4	0	77	5	0	506
Suicide	2	97	0	3	18	42	0	0	162
Attempt to Suicide	372	50	15	17	8	179	15	1	657
Crime Against Property	104242	23637	1600	735	373	2255	1710	728	135280
Highway Dacoity	87	41	9	3	1	1	0	0	142
Bank Dacoity	22	15	0	1	0	1	2	0	41
Petrol Pump Dacoity	20	10	1	0	0	0	0	0	31
Other Dacoity	3172	1468	71	13	6	51	19	1	4801
Highway Robbery	257	65	4	4	1	1	0	0	332
Bank Robbery	23	13	2	1	0	5	2	0	46
Pet. Pump Robbery	78	45	1	1	1	0	0	0	126
Other Robbery	14958	4478	167	94	33	136	137	14	20017
Burglary	14764	2037	175	242	132	493	230	0	18073
Cattle Theft	8297	762	62	33	28	127	33	3	9345
M.V. Theft/Snatching	26164	11416	764	186	65	711	753	44	40103
Other Theft	36400	3287	344	157	106	729	534	666	42223
Traffic Accidents	5224	1127	324	373	123	2752	227	97	10247
Fatal Accidents	2484	715	148	113	40	799	117	7	4423
Non Fatal Accidents	2740	412	176	260	83	1953	110	90	5824
Miscellaneous	123305	15937	1320	1747	253	26131	2038	176	170907
Total PPC Crime	289472	61723	6282	4601	1285	41767	4890	1082	411102
Local & Special Laws	130218	21907	1817	1090	273	104005	1903	1435	262648
Arms Act	49164	13934	723	215	210	45315	874	47	110482
Prohibition Order	54709	6821	640	723	42	43871	937	134	107877
Other Local & Special Laws	26345	1152	454	152	21	14819	92	1254	44289
Total Recorded Crime	419690	83630	8099	5691	1558	145772	6793	2517	673750

- Total number of registered crime against person cases in 2011 was94668
- Total reported crime against property cases were135280.

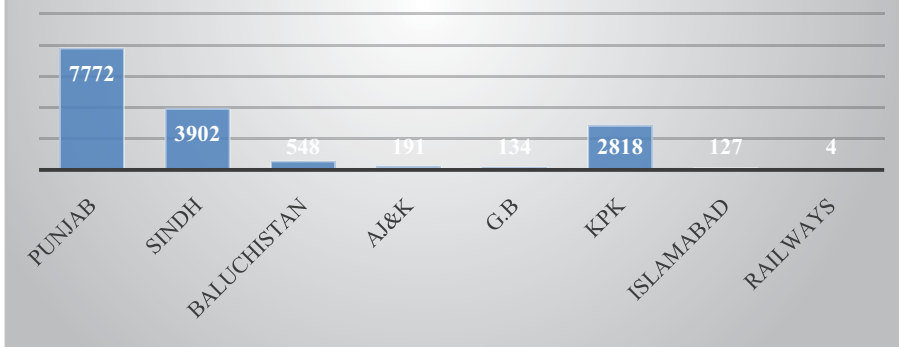
Graphical Representation of National Crime Statistics (Province wise)-2011



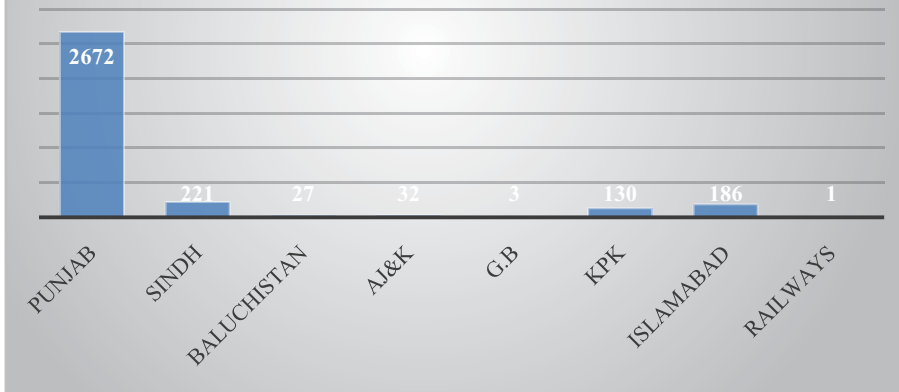
National Murder Statistics (PROVINCE WISE) –2011



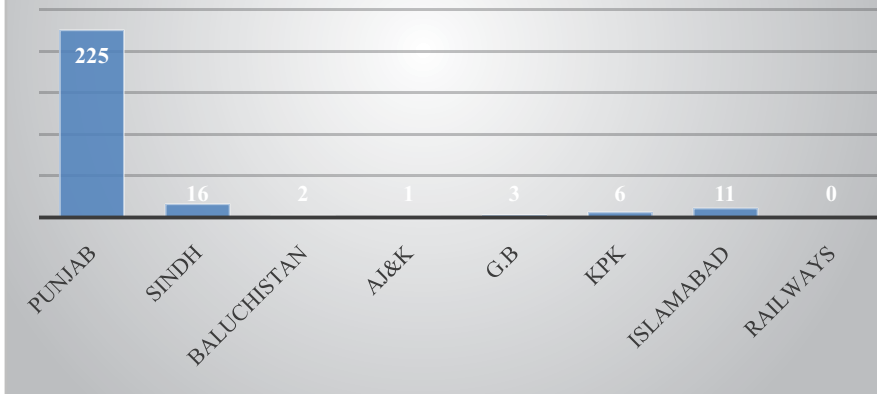
National Attempt to Murder Statistics (PROVINCE WISE)-2011



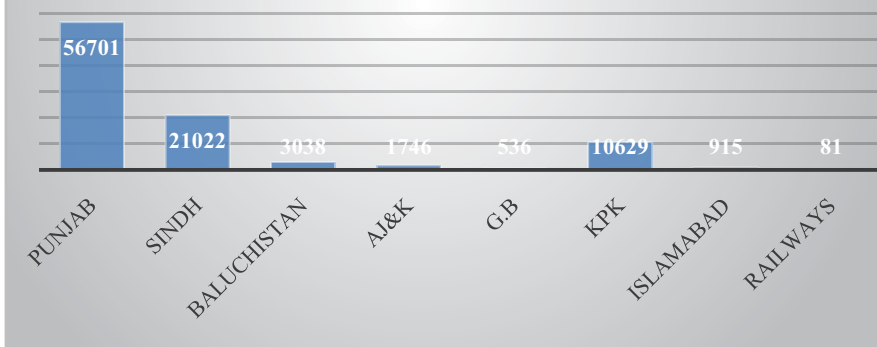
National Zina Statistics (PROVINCE WISE) –2011




National Gang Rape Statistics (PROVINCE WISE) –2011



National Crime Against Person Statistics (PROVINCE WISE)-2011



National Crime Against Property Statistics (PROVINCE WISE)-2011

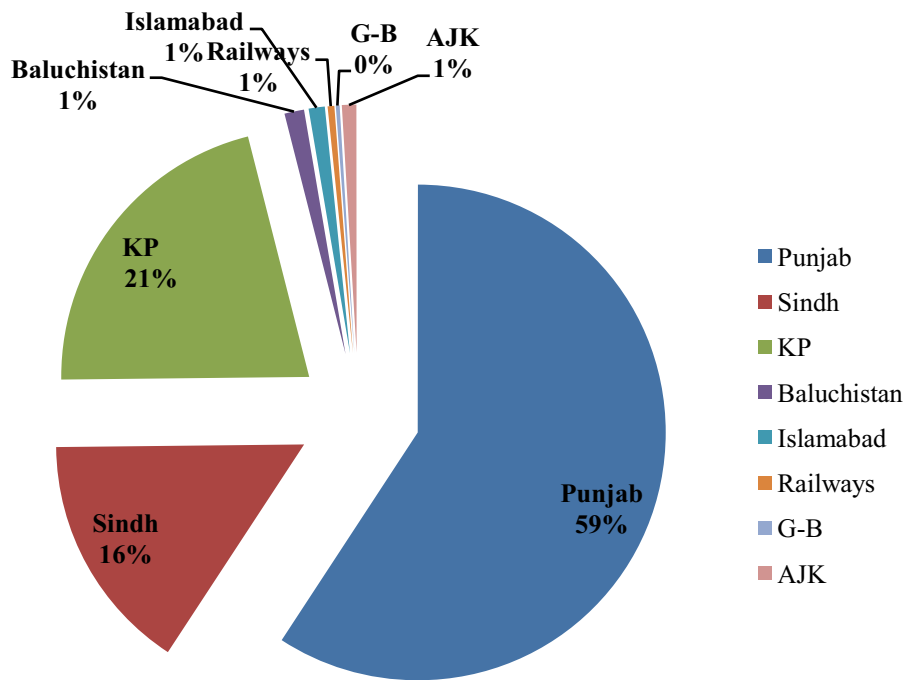


National Crime Statistics (province Wise)-2010

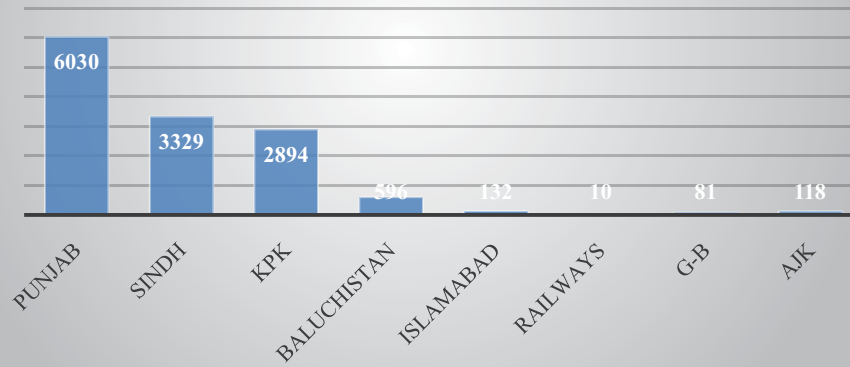
OFFENCE	Punjab	Sindh	KPK	Baluchistan	Islamabad	Railways	G-B	AJK	Total
Crime Against Person	53958	21509	10646	3147	915	69	535	1692	92471
Murder	6030	3329	2894	596	132	10	81	118	13190
Attempt to Murder	7396	4125	2971	515	136	6	116	268	15533
Hurt	21415	3039	3138	1181	337	10	84	345	29549
Rioting	154	4093	25	292	8	13	134	513	5232
Assault on Public Servant	1785	3346	397	206	60	22	80	128	6024
Zina	2578	239	119	31	151	0	2	38	3158
Gang Rape	237	50	3	1	17	0	0	2	310
Kidnapping/Abduction	13820	2926	816	280	51	5	19	264	18181
Kidnapping for Ransom	146	175	141	31	15	0	0	4	512
Suicide	9	136	22	1	0	0	16	0	184
Attempt to Suicide	388	51	120	13	8	3	3	12	598
Crime Against Property	91601	24371	2490	1746	1766	858	334	804	123970
Highway Dacoity	84	56	0	15	0	0	0	3	158
Bank Dacoity	11	11	7	0	2	0	0	0	31
Petrol Pump Dacoity	13	26	0	3	0	0	0	0	42
Other Dacoity	2432	1713	71	90	33	3	1	12	4355
Highway Robbery	214	66	1	5	1	0	4	4	295
Bank Robbery	15	14	2	1	1	0	0	0	33
Pet. Pump Robbery	31	44	0	2	0	0	0	1	78
Other Robbery	12545	4533	144	163	150	27	24	106	17692
Burglary	13029	2336	561	205	247	0	116	290	16784
Cattle Theft	7847	720	114	82	13	0	35	35	8846
M.V. Theft/Snatching	21448	10939	843	870	881	47	39	192	35259
Other Theft	33932	3913	747	310	438	781	115	161	40397
Traffic Accidents	5540	1392	2733	349	242	98	105	350	10809
Fatal Accidents	2683	787	769	179	113	1	24	114	4670
Non Fatal Accidents	2857	605	1964	170	129	97	81	236	6139
Miscellaneous	109372	32760	28380	1541	2245	248	343	2069	176958
Total PPC Crime	260471	80032	44249	6783	5168	1273	1317	4915	404208
Local & Special Laws	120266	20246	91963	1575	1520	1533	282	1169	238554
Arms Act	48465	12022	39025	760	723	58	240	251	101544
Prohibition Order	49353	6738	36571	554	724	155	25	761	94881
Other Local & Special Laws	22448	1486	16367	261	73	1320	17	157	42129
Total Recorded Crime	380737	100278	136212	8358	6688	2806	1599	6084	642762

- Total number of registered crime against person cases in 2010 was 92471
- Total reported crime against property cases were 123970

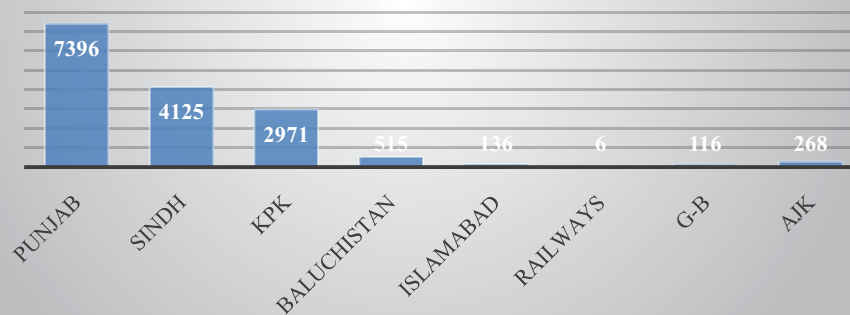
Graphical Representation of National Crime Statistics (Province wise)-2010



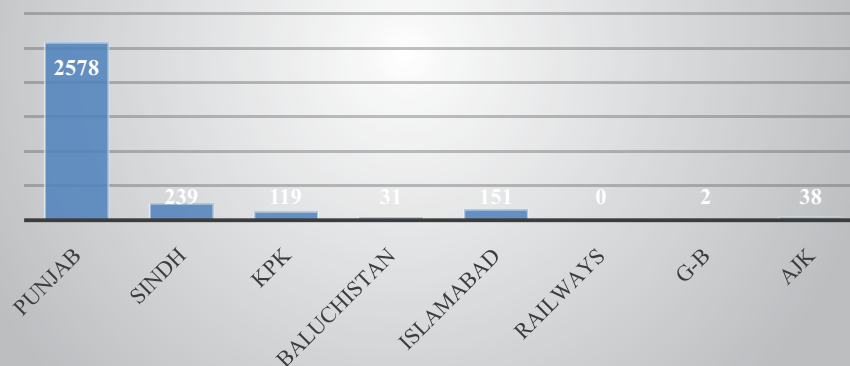
National Murder Statistics (PROVINCE WISE) –2010



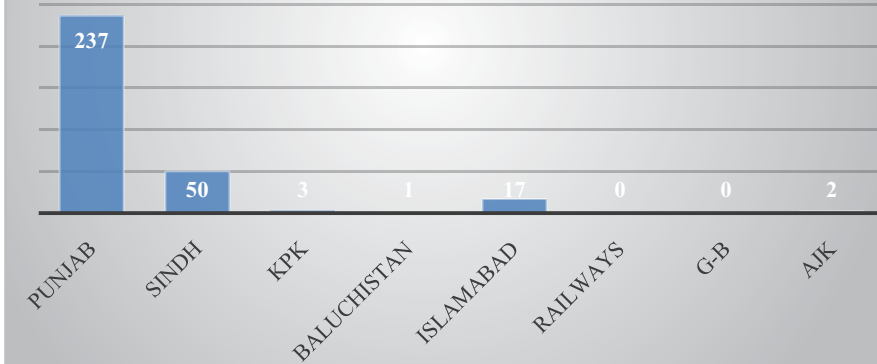
National Attempt to Murder Statistics (PROVINCE WISE) -2010



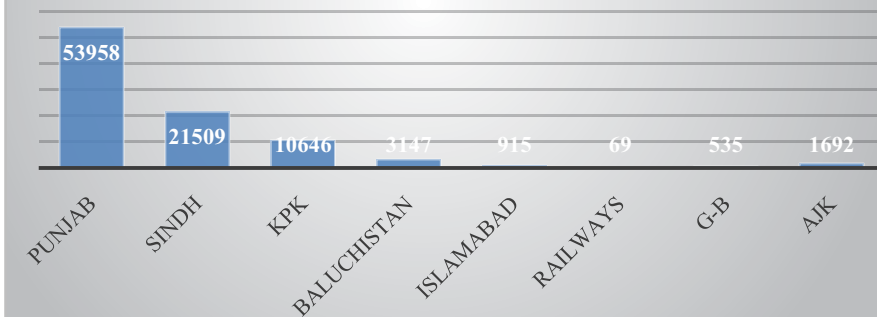
National Zina Statistics (PROVINCE WISE)-2010




National Gang Rape Statistics (PROVINCE WISE) –2010



National Crime Against Person Statistics (PROVINCE WISE) -2010



National Crime Against Property Statistics (PROVINCE WISE) -2010

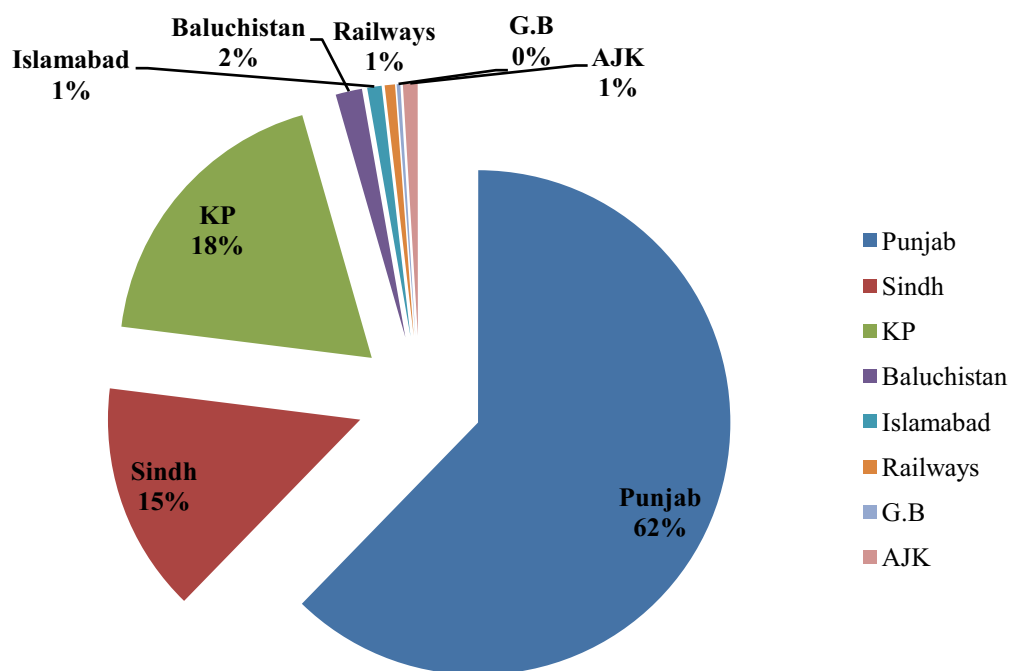


National Crime Statistics (province Wise)-2009

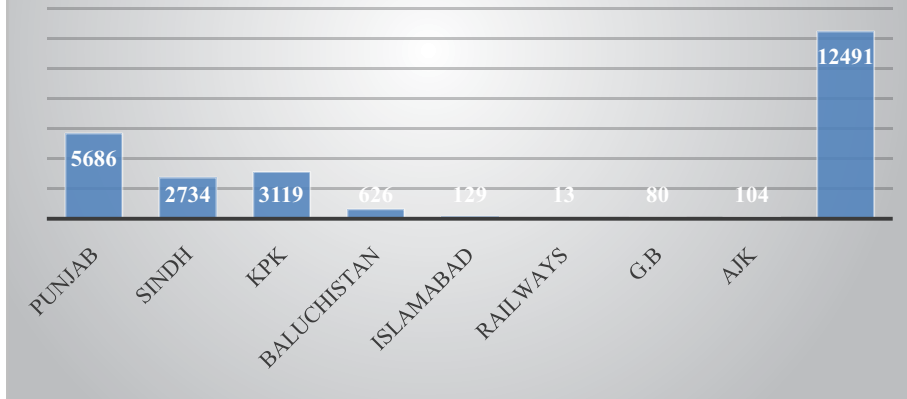
OFFENCE	Punjab	Sindh	KPK	Baluchistan	Islamabad	Railways	G.B	AJK	Total
Crime Against Person	51898	20147	10579	3712	806	109	500	1726	89477
Murder	5686	2734	3119	626	129	13	80	104	12491
Attempt to Murder	6825	3874	3014	595	114	18	122	400	14962
Hurt	22552	2984	2682	1580	303	20	98	307	30526
Rioting	199	4146	17	360	7	10	90	439	5268
Assault on Public Servant	1637	3364	530	258	53	27	71	138	6078
Zina	2313	252	140	41	130	2	11	51	2940
Gang Rape	202	20	4	0	0	0	0	18	244
Kidnapping/Abduction	11972	2424	814	202	44	14	15	248	15733
Kidnapping for Ransom	174	198	150	38	19	0	0	1	580
Suicide	14	89	11	0	0	0	7	1	122
Attempt to Suicide	324	62	98	12	7	5	6	19	533
Crime Against Property	85110	22404	2546	2294	1296	1187	279	666	115782
Highway Dacoity	69	54	4	26	0	0	3	8	164
Bank Dacoity	10	10	12	0	1	0	0	0	33
Petrol Pump Dacoity	14	4	0	3	0	0	0	0	21
Other Dacoity	2246	1759	79	121	19	2	3	10	4239
Highway Robbery	237	44	5	11	0	0	5	6	308
Bank Robbery	12	9	3	1	1	0	1	0	27
Pet. Pump Robbery	41	30	0	0	0	0	2	1	74
Other Robbery	13734	4343	176	203	149	24	17	83	18729
Burglary	11523	2270	566	201	201	1	97	214	15073
Cattle Theft	8431	749	74	141	16	6	12	27	9456
M.V. Theft/Snatching	18955	9891	990	1232	665	41	28	159	31961
Other Theft	29838	3241	637	355	244	1113	111	158	35697
Traffic Accidents	5183	1448	2317	386	205	153	111	353	10156
Fatal Accidents	2447	860	632	187	88	3	29	96	4342
Non Fatal Accidents	2736	588	1685	199	117	150	82	257	5814
Miscellaneous	111473	27299	24752	1936	2002	552	323	2090	170427
Total PPC Crime	253664	71298	40194	8328	4309	2001	1213	4835	385842
Local & Special Laws	130079	19264	74350	2067	1333	2053	235	1004	230385
Arms Act	55438	11820	28916	1072	663	74	155	255	98393
Prohibition Order	47208	5782	26157	570	578	187	52	688	81222
Other Local & Special Laws	27433	1662	19277	425	92	1792	28	61	50770
Total Recorded Crime	383743	90562	114544	10395	5642	4054	1448	5839	616227

- Total number of registered crime against person cases in 2009 was 89477
- Total reported crime against property cases were 115782.

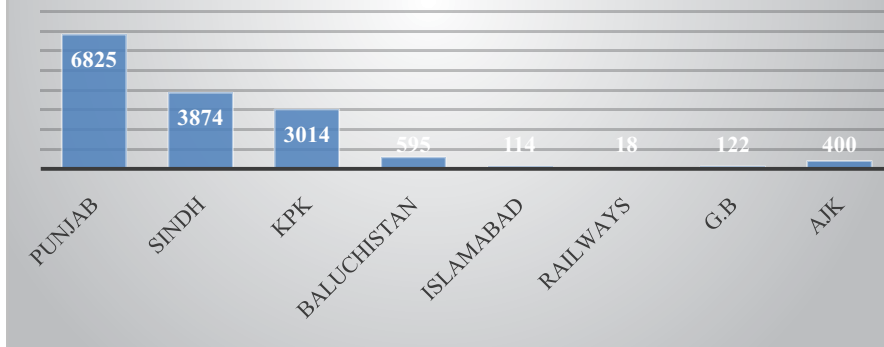
Graphical Representation of National Crime Statistics (Province wise)-2009



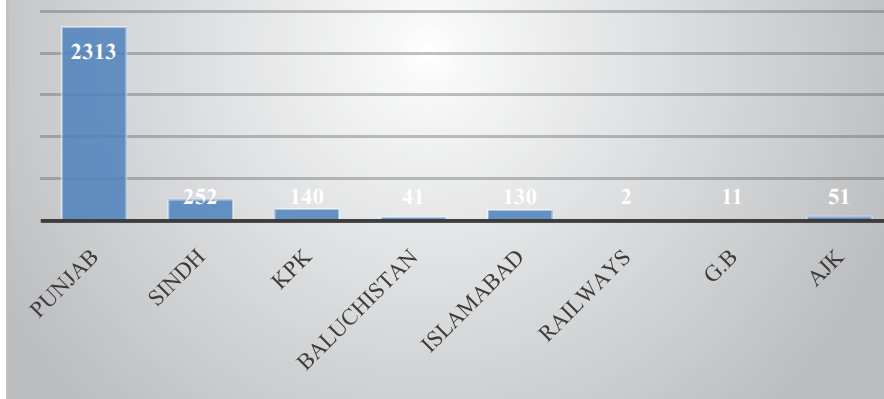
National Murder Statistics (PROVINCE WISE)-2009



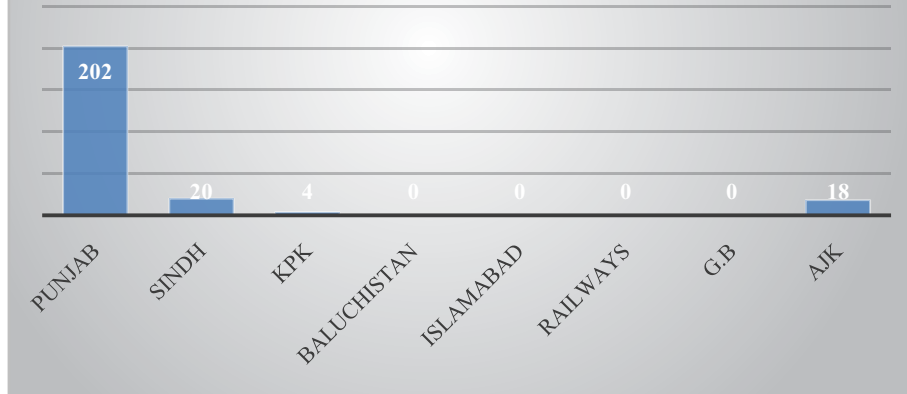
National Attempt to Murder Statistics (PROVINCE WISE) -2009



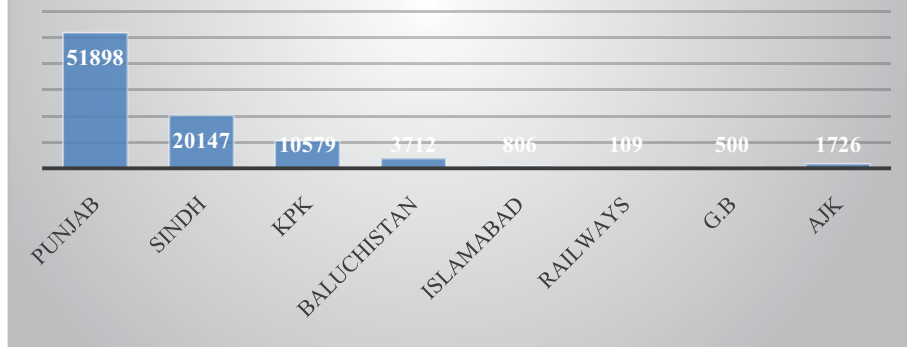
National Zina Statistics (PROVINCE WISE)-2009




National Gang Rape Statistics (PROVINCE WISE)-2009



National Crime Against Person Statistics (PROVINCE WISE)-2009



National Crime Against Property Statistics (PROVINCE WISE)-2009

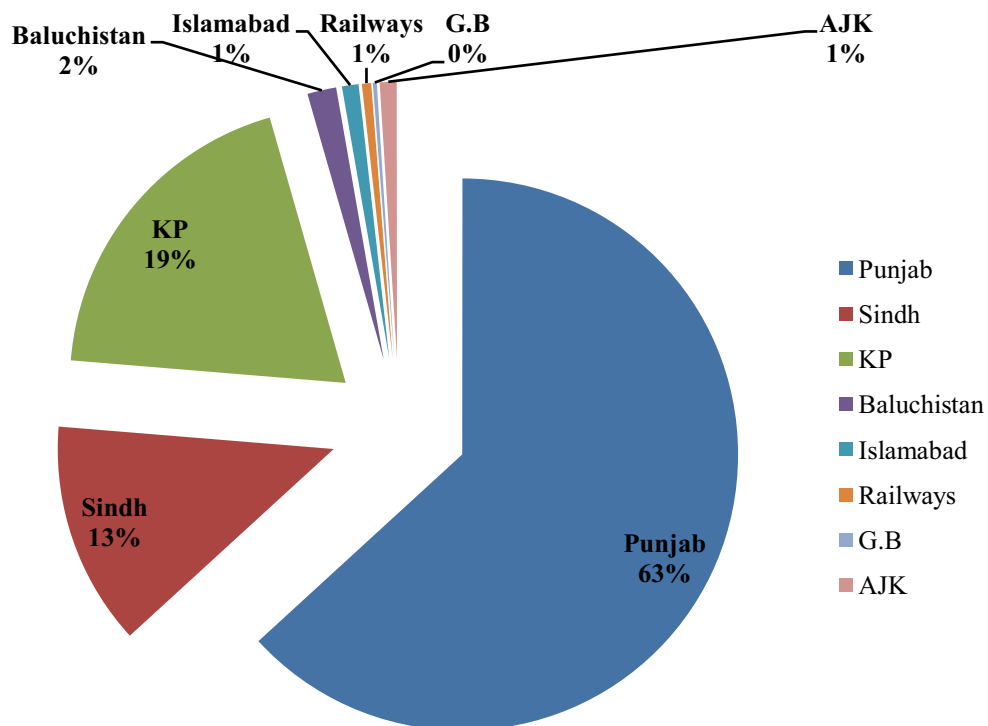


National Crime Statistics (province Wise)-2008

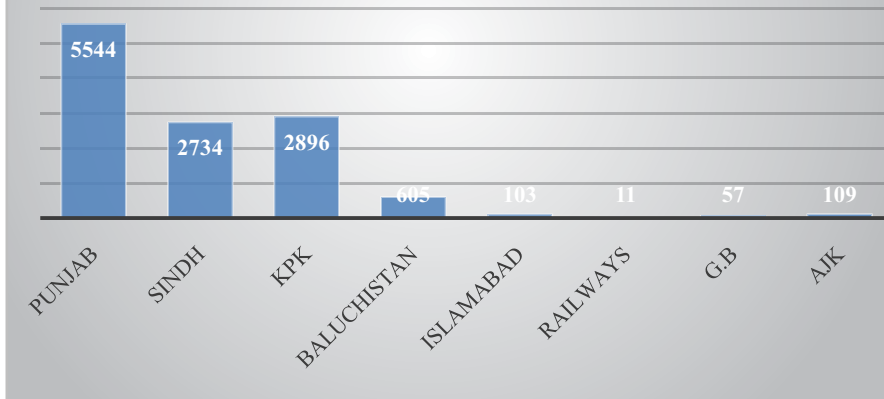
OFFENCE	Punjab	Sindh	KPK	Baluchistan	Islamabad	Railways	G.B	AJK	Total
Crime Against Person	52219	19820	10419	3643	780	91	414	1616	89002
Murder	5544	2734	2896	605	103	11	57	109	12059
Attempt to Murder	7201	3655	2951	625	138	17	77	419	15083
Hurt	23744	2839	3003	1612	320	7	91	323	31939
Rioting	270	5208	22	313	10	16	97	370	6306
Assault on Public Servant	1419	2551	474	205	37	30	70	130	4916
Zina	2000	206	153	19	118	0	6	37	2539
Gang Rape	202	49	3	0	0	0	0	1	255
Kidnapping/Abduction	11279	2168	628	207	25	8	8	207	14530
Kidnapping for ransom	213	217	129	40	20	0	1	6	626
Suicide	3	138	11	0	0	0	0	1	153
Attempt to Suicide	344	55	149	17	9	2	7	13	596
Crime Against Property	81546	24560	2208	2158	1510	1133	232	686	114033
Highway Dacoity	73	73	4	42	0	0	0	2	194
Bank Dacoity	8	20	3	1	0	0	0	0	32
Petrol Pump Dacoity	13	22	0	5	0	0	0	0	40
Other Dacoity	2007	2051	53	107	30	5	3	7	4263
Highway Robbery	230	56	11	5	0	0	0	13	315
Bank Robbery	17	13	1	1	1	0	0	0	33
Pet. Pump Robbery	47	77	1	0	0	0	2	0	127
Other Robbery	13651	5167	171	184	160	24	15	86	19458
Burglary	11235	2458	518	244	166	2	69	251	14943
Cattle Theft	7961	684	89	92	6	4	18	24	8878
M.V. Theft/Snatching	16343	10525	718	1049	880	32	32	148	29727
Other Theft	29961	3414	639	428	267	1066	93	155	36023
Traffic Accidents	5306	1482	2676	470	244	116	158	370	10822
Fatal Accidents	2604	852	707	230	101	2	42	97	4635
Non Fatal Accidents	2702	630	1969	240	143	114	116	273	6187
Miscellaneous	100051	15564	23719	1918	2016	284	277	2121	145950
Total PPC Crime	239122	61426	39022	8189	4550	1624	1081	4793	359807
Local & Special Laws	135314	16230	75061	1821	1184	1614	282	1190	232696
Arms Act	64113	10084	31603	883	630	81	164	290	107848
Prohibition Order	48048	4816	27222	556	495	147	95	849	82228
Other Local & Special Laws	23153	1330	16236	382	59	1386	23	51	42620
Total Recorded Crime	374436	77656	114083	10010	5734	3238	1363	5983	592503

- Total number of registered crime against person cases in 2008 was 89002
- Total reported crime against property cases were 114033.

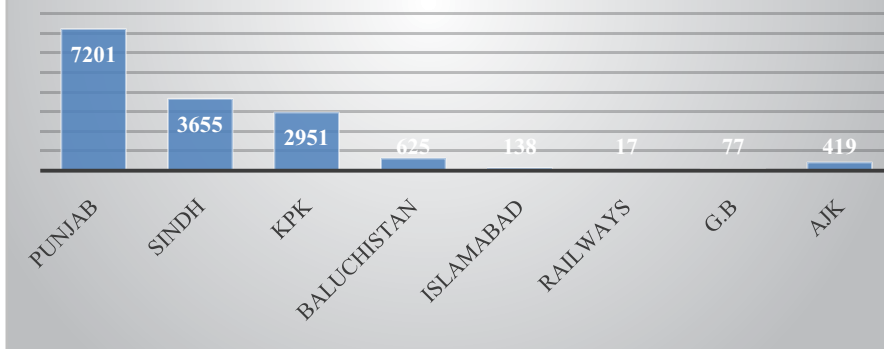
Graphical Representation of National Crime Statistics (Province wise)-2008



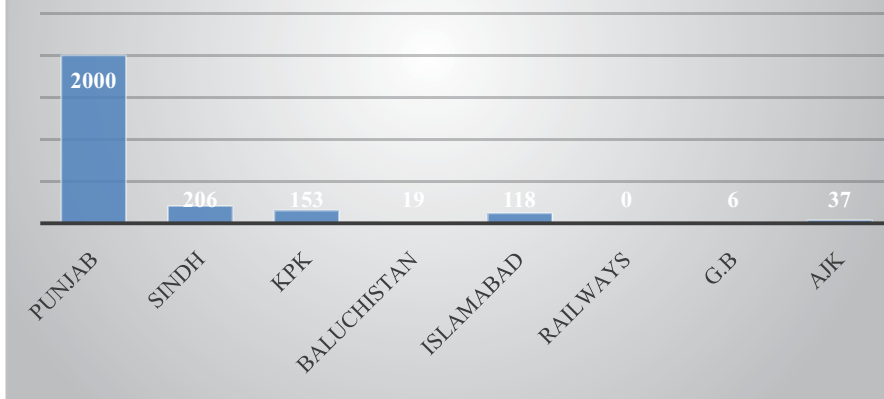
National Murder Statistics (PROVINCE WISE) -2008




National Attempt to Murder Statistics (PROVINCE WISE) -2008



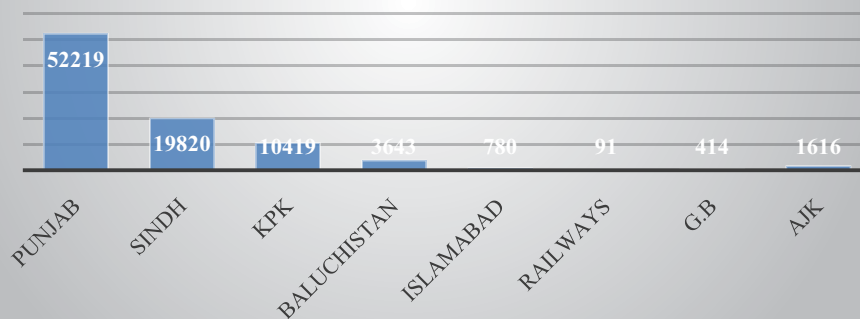
National Zina Statistics (PROVINCE WISE)-2008




National Gang Rape Statistics (PROVINCE WISE)-2008



National Crime Against Person Statistics (PROVINCE WISE)-2008



National Crime Against Property Statistics (PROVINCE WISE)-2008

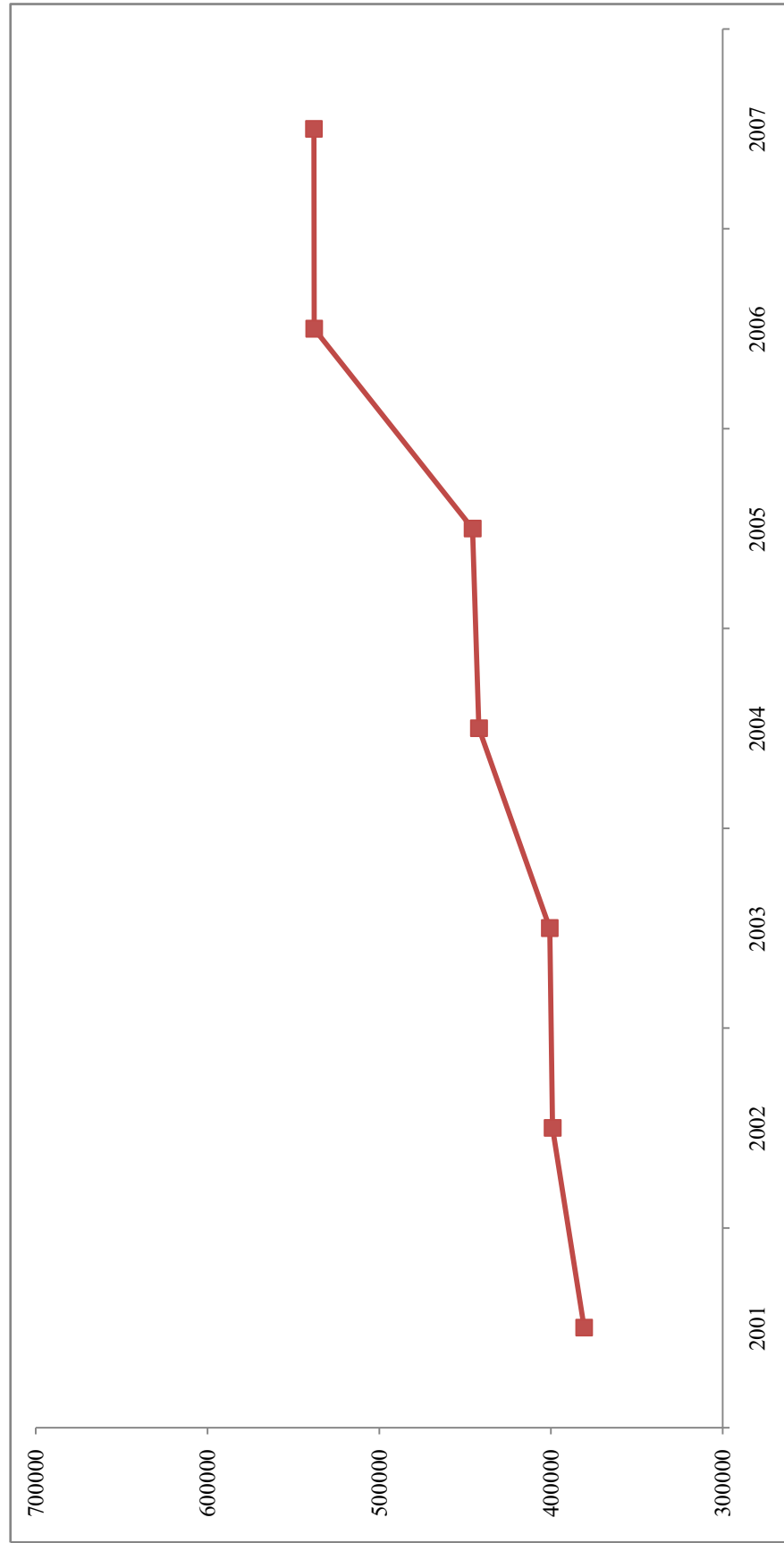


Recap Crime Statistics 2001-2007

National Crime Statistics - 2001 - 2007

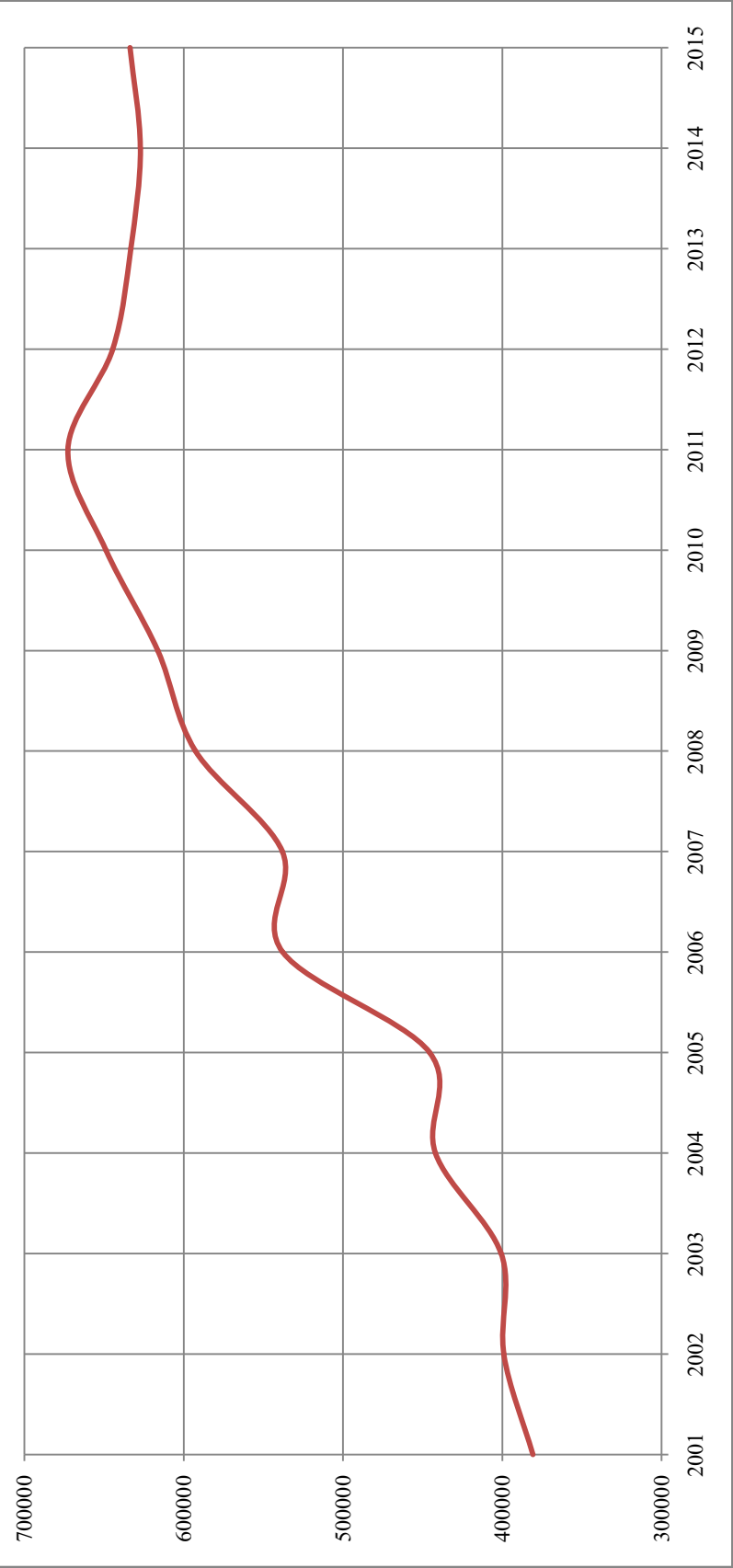
Offence	2001	2002	2003	2004	2005	2006	2007
Crime Against Person							
Murder	9593	9466	9346	9614	9782	10048	10556
Attempt to Murder	11594	10912	11562	12535	13038	13729	13840
Hurt	27279	27879	28703	31439	29704	32729	31228
Rioting	3314	2631	2673	3129	3176	3886	4925
Assault on Public Servant	2670	2608	2900	3272	3329	4029	3884
Zina	2177	2150	2415	2471	2186	2290	2256
Kidnapping/Abduction	6487	6751	8197	9415	8824	10144	10304
Kidnapping for ransom	167	189	175	233	217	287	421
Crime Against Property							
Highway Dacoity	65	75	80	103	94	114	131
Bank Dacoity	8	25	41	42	30	16	30
Petrol Pump Dacoity	14	9	6	8	13	17	19
Other Dacoity	1295	1520	1939	2217	2270	2748	3080
Highway Robbery	184	189	179	175	153	216	284
Bank Robbery	24	228	319	121	36	22	37
Pet. Pump Robbery	77	46	31	34	42	62	79
Other Robbery	7429	7737	10042	11463	12219	14630	16239
Burglary	13146	13303	13049	13620	11958	13464	12067
Cattle Theft	5569	5402	6742	7907	11661	13250	9388
M.V. Theft	11890	13003	12867	14488	16308	19364	23144
Other Theft	18641	17454	20189	22232	24367	31166	29473
Traffic Accidents							
Fatal	4651	4640	4619	5101	5175	4906	5485
Non Fatal	6581	6246	6987	6808	6514	6863	6954
Miscellaneous	83315	74037	79787	97069	93007	125211	120102
Others							
Arms Act	68661	92405	72696	80727	88121	112567	115174
Prohibition Order	68736	72834	71592	71497	66567	76308	80606
Local & Special Laws	27092	27267	33544	36187	36796	39800	38342

**Graphical Representation of National Crime Statistics(2001-2007)
(Crime Trend 2001-07)**



- Graph shows the most number of crime cases were registered in 2006 & 2007

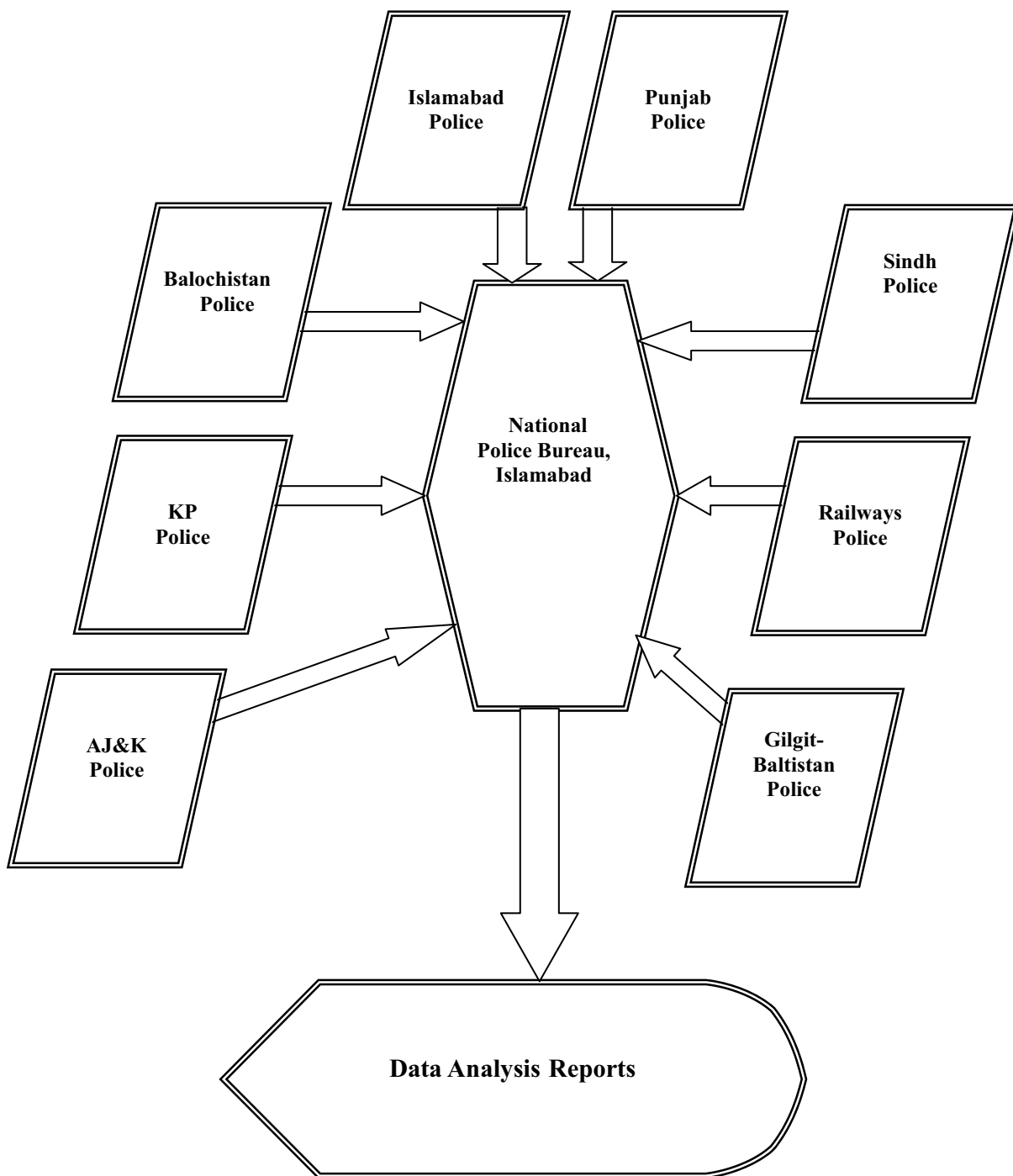
Graphical Representation of National Crime Statistics (2001-2015)
(Reported Crime Trend 2001-15)



Data Source:

Crime data and Analysis report has been prepared, based on reported crime stats received from eight police organization, namely Punjab Police, Sindh Police, Balochistan Police, Khyber Pakhtunkhwa Police, Islamabad Police, GilgitBaltistan Police, AJ&K Police and Pakistan Railways Police.

Data Flow Diagram



Note: Data Flow chart indicates the flow of information i.e. National Police Bureau (show in hexagon) received information from all Police units (show in parallelogram) and after collection/compilation generates reports.

Remarks:

The above analysis has been carried out based on the information and data collected from police organization and other sources. The data mentioned is merely for the police organization heads and relevant stake holders to further ponder on the pattern of crime.

Disclaimer

The National Police Bureau asserts, clarifies that information and data provided is for information purpose only and does not constitutes any legal obligation to any person or entity, as information is subject to change, although all efforts is made to present current, accurate information whereas NPB makes no guarantees of any kind.

The relayed information and data is created, accumulated and maintained by variety of sources both internal and external to NPB.

NPB will not be responsible, liable, directly or indirectly for any damage or loss cost or alleged to be caused by or in connection with the use of or reliance on any such contents.

